

**ADDENDUM NO. 1**

**CITY OF GATESVILLE**

**CID 01-STILLHOUSE BRANCH WASTEWATER TREATMENT FACILITY  
IMPROVEMENTS**

**PROJECT NO.: 2-01590 | TWDB CWSRF NO. 73776**

**DATE OF ADDENDUM: MAY 24, 2023**

**BID OPENING DATE: JUNE 20, 2023**

---

This Addendum forms a part of Contract and clarifies, corrects or modifies original Proposal Documents, dated May 8, 2023. Acknowledge receipt of this addendum in space provided on Proposal Form. Failure to do so may subject bidder to disqualification.

**MODIFICATIONS TO PROPOSAL DOCUMENTS**

- 1) Project Manual  
REISSUE the Project Manual dated May 8, 2023, and will be replaced with the Project Manual dated May 24, 2023. The original Project Manual dated May 8, 2023 will be deleted from CivCast. All proposers and plan holders must re-download the latest Project Manual. Changes to the Project Manual are outlined below:
  - a. Section 00 41 00 – Proposal Form  
REVISE Section 00 41 00 – Proposal Form, Item 1.0.F to add the required TWDB documents as part of the submittal documents for the Offerer to include in the bid.
  - b. Section 01 50 00 – Temporary Facilities and Controls  
REVISE Specification 01 50 00-Temporary Facilities, Article 1.7 (A) to clarify the requirements for temporary facilities to be provided by the Contractor.
  - c. Non-Collusion Affidavit  
INCLUDE the attached “Non Collusion Affidavit”, required to be submitted by the Offerer with their bid, was not included in the Project Documents.
  - d. Section 00 31 00 – Available Project Information  
REVISE Section 00 31 00, Article 2.B - Available Project Information as follows: The Geotechnical Report will be made available via CivCast and will not be part of the bidding documents.
  - e. Section 43 11 33 – Positive Displacement Rotary Lobe Blower  
REVISE Specification Section 43 11 33 to clarify that the cost estimate for the third blower should be separated for use for the deductive alternate in the Bid. The blowers will run on

VFD, so speed can vary to achieve the performance requirements. Moisture Detection Switches are not Required.

2) Drawings

a. Sheets C-08 through C-17

REVISE yard piping to reflect the pipe labels on Sheet M-01 and Sheet M-02.

b. Sheet G-01

REVISE drawing index sheet to show name of yard piping.

DELETE drawings CZ-4 and CZ-5.

c. Sheets P-01 through P-05


REVISE to match the yard pipe labels.

d. Sheet M-02

REVISE to match the yard pipe labels.

e. Sheet MJ-03

REVISE Sheet MJ-03 Note to state "Sheet C-16" instead of "Sheet C-20".



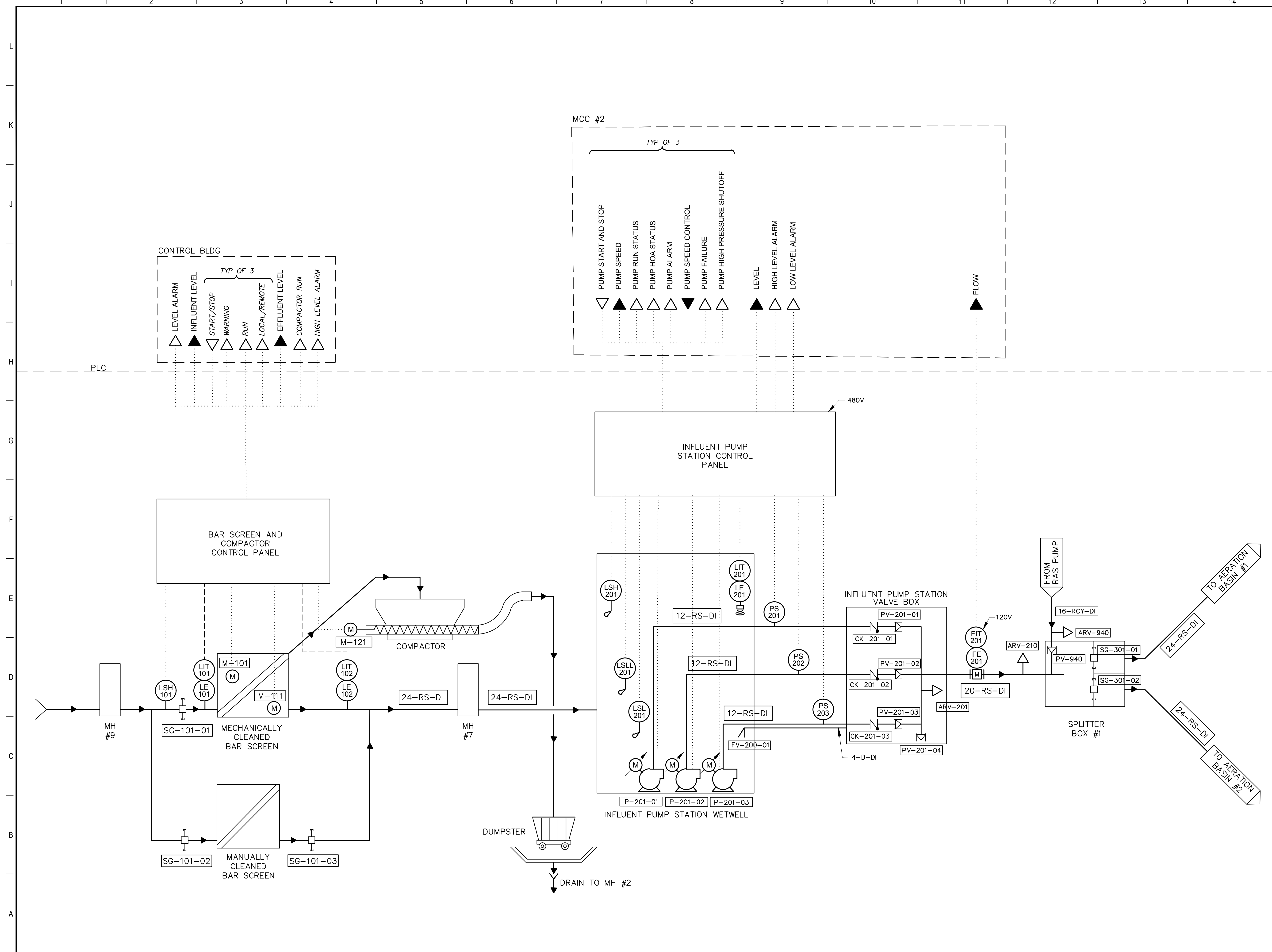
Approved by:

A handwritten signature in blue ink, appearing to read "Michael Clough".

---

Engineer

G:\PROJECTS\2-01590\2 DESIGN\2.0 CAD\WWTFC-PID.DWG, P-01, 5/23/2023 5:06:42 PM, janderson



**PLC I/O LEGEND**

- ▲ ANALOG INPUT
- ▼ ANALOG OUTPUT
- △ DIGITAL INPUT
- ▽ DIGITAL OUTPUT
- EXISTING CONTROL PANEL, MCC OR EQUIPMENT
- PROPOSED CONTROL PANEL, MCC OR EQUIPMENT
- EXISTING CONTROL WIRING
- ..... PROPOSED CONTROL WIRING
- DIRECTION OF FLOW

REV.	DESCRIPTION	DATE
ADDENDUM #1		5-23-23



**CITY OF GATESVILLE**  
CITY OF GATESVILLE - STILLHOUSE WWTF UPGRADE AND EXPANSION

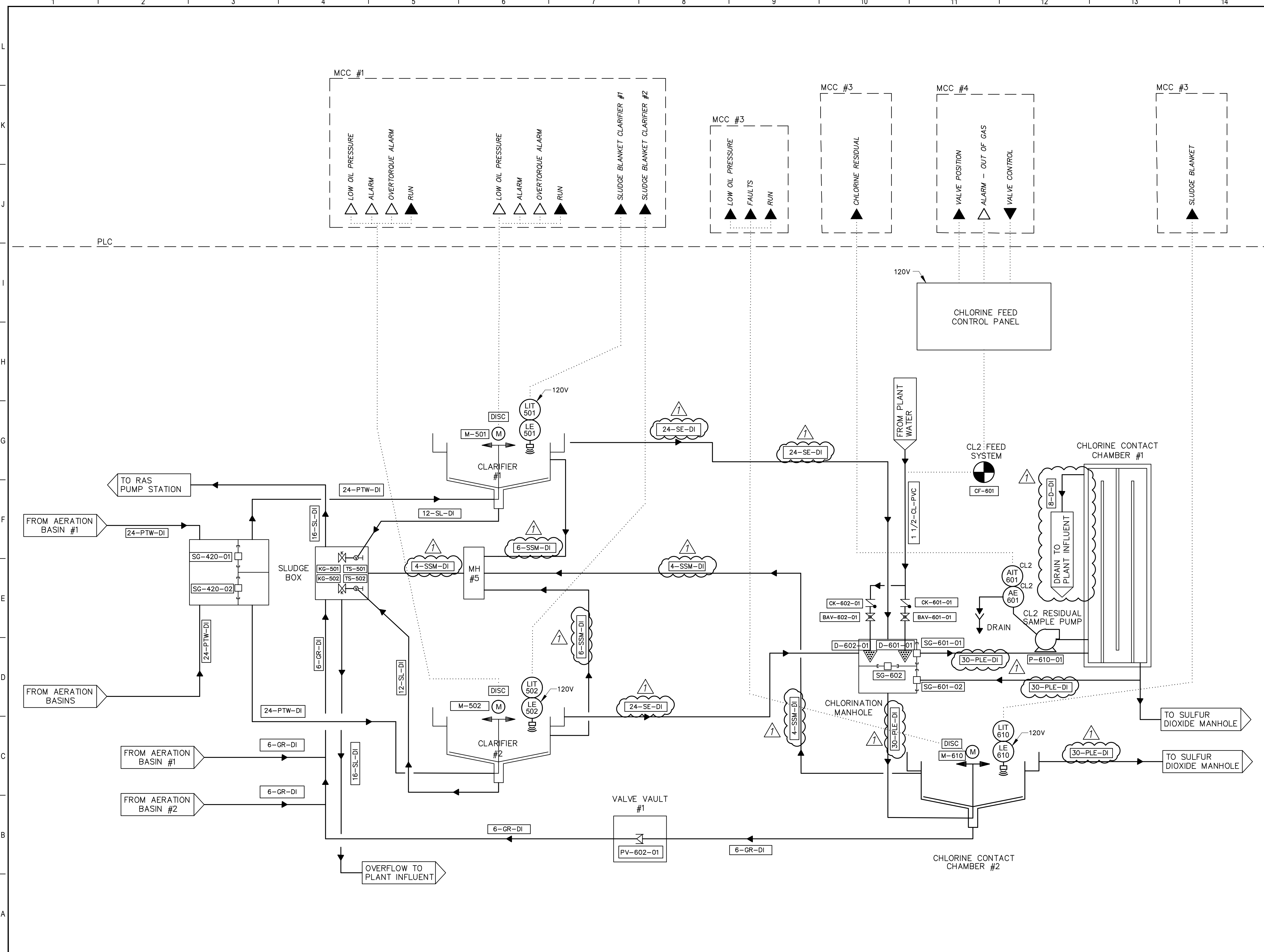
**P&ID INFLUENT SYSTEM**

DATE	5-8-23	DESIGNED	J. JENKINS
		DRAFTED	M. CLOUGH
		CHECKED	J. JENKINS
		PROJECT NO.	2-01590
		DRAWING NO.	<b>P-01</b>





G:\PROJECTS\2-01590\2 DESIGN\2.0 CAD\WWT\PC-PID.DWG, P-03, 5/23/2023 5:06:50 PM, panderson



### PLC I/O LEGEND

- ▲ ANALOG INPUT
- ▼ ANALOG OUTPUT
- △ DIGITAL INPUT
- ▽ DIGITAL OUTPUT
- ⎓ EXISTING CONTROL PANEL, MCC OR EQUIPMENT
- PROPOSED CONTROL PANEL, MCC OR EQUIPMENT
- - - EXISTING CONTROL WIRING
- ⋯ PROPOSED CONTROL WIRING
- DIRECTION OF FLOW

REV.	DESCRIPTION	DATE
ADDENDUM #1		5-23-23



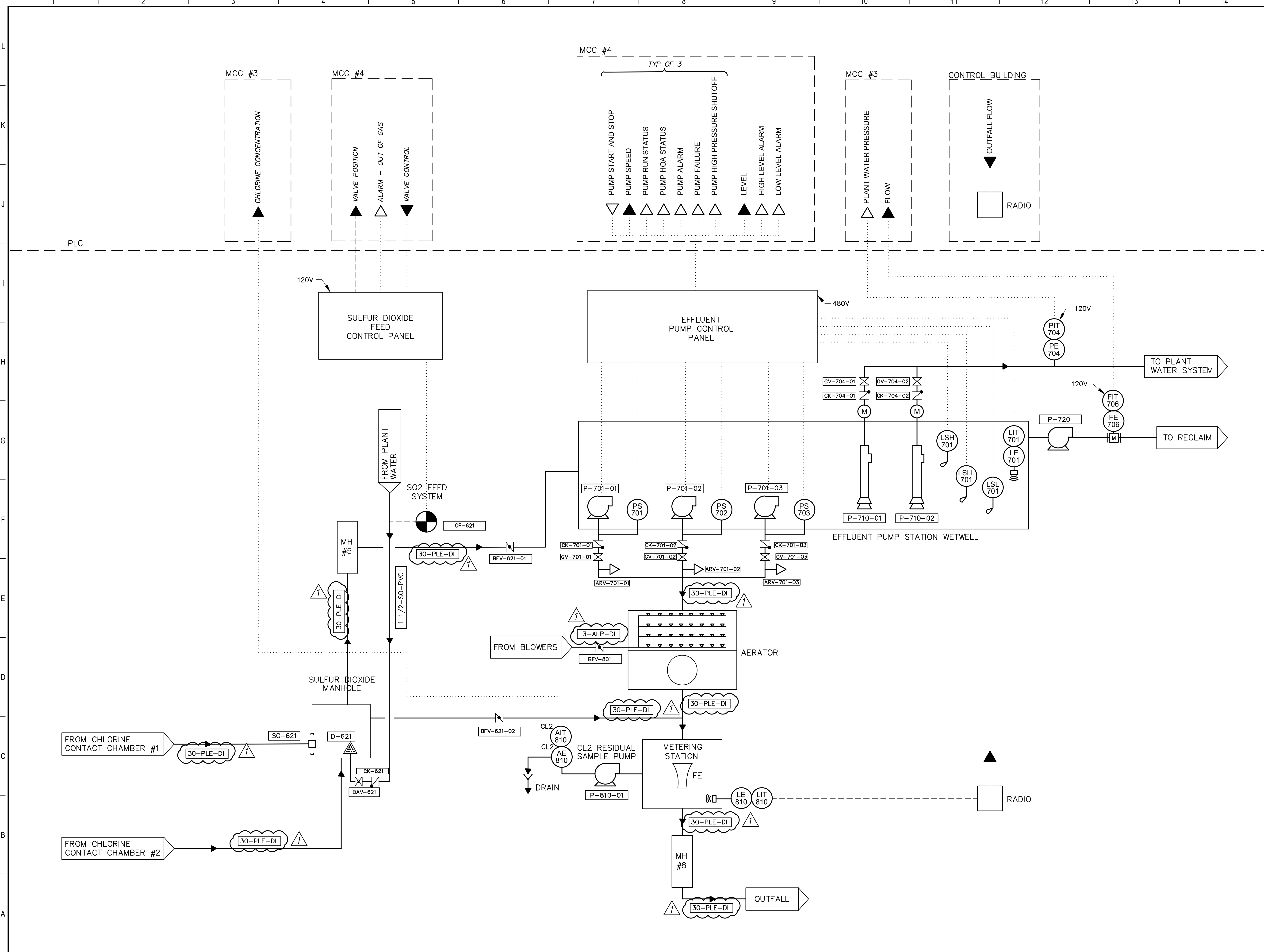
**CITY OF GATESVILLE**  
CITY OF GATESVILLE - STILLHOUSE WWTF UPGRADE AND EXPANSION

### P&ID CHLORINATION SYSTEM

DATE	5-8-23	DESIGNED BY	J. JENKINS
		DRAFTED BY	M. CLOUGH
		CHECKED BY	J. JENKINS
		PROJECT NO.	2-01590
		DRAWING NO.	<b>P-03</b>



G:\PROJECTS\2-01590\2 DESIGN\2.0 CAD\WVTPIC-PID.DWG, P-04, 5/23/2023 5:06:53 PM, panderson



**PLC I/O LEGEND**

- ▲ ANALOG INPUT
- ▼ ANALOG OUTPUT
- △ DIGITAL INPUT
- ▽ DIGITAL OUTPUT
- ⎓ EXISTING CONTROL PANEL, MCC OR EQUIPMENT
- PROPOSED CONTROL PANEL, MCC OR EQUIPMENT
- EXISTING CONTROL WIRING
- ⋯ PROPOSED CONTROL WIRING
- DIRECTION OF FLOW

REV.	DESCRIPTION	DATE
ADDENDUM #1		5-23-23

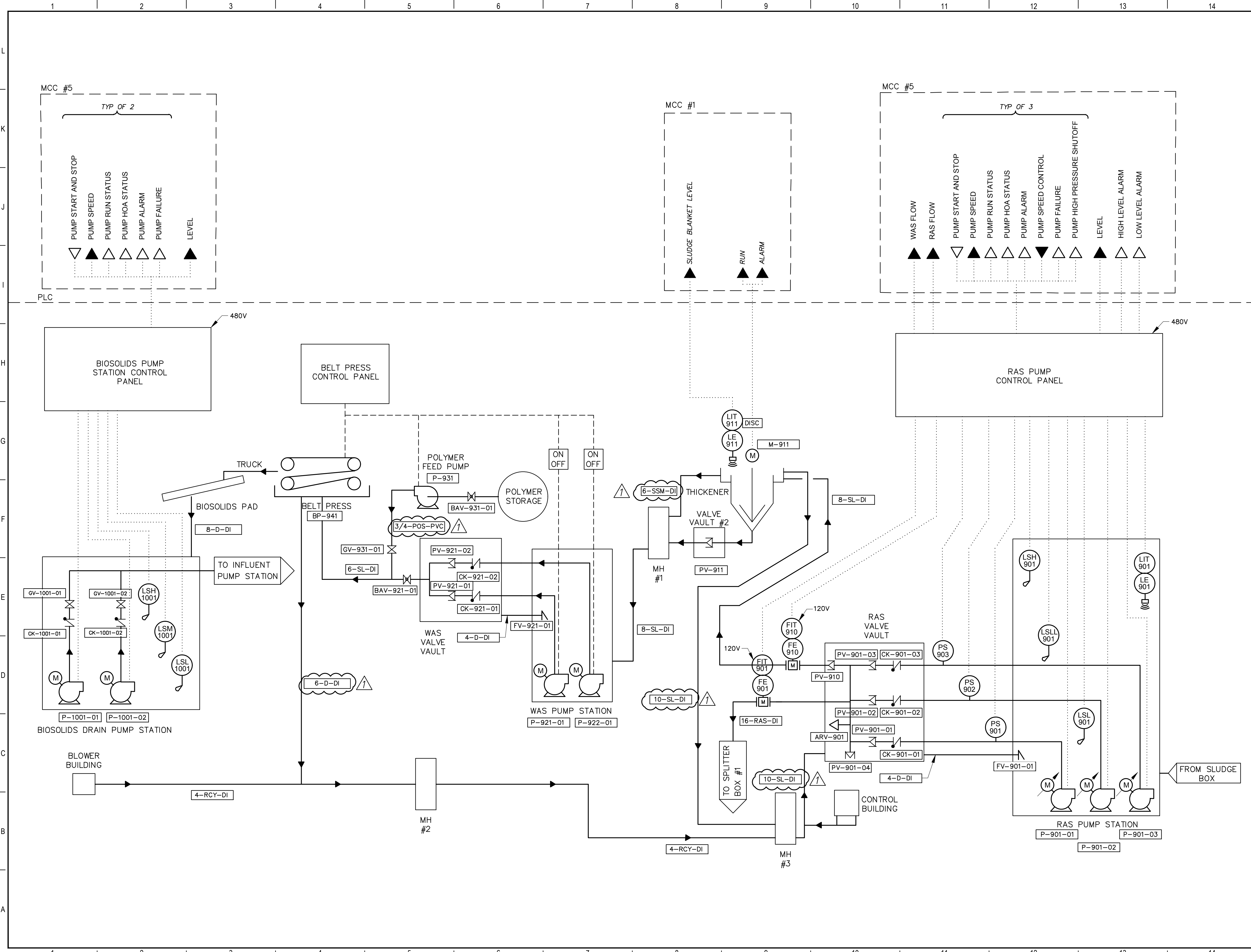


**CITY OF GATESVILLE**  
CITY OF GATESVILLE - STILLHOUSE WWTF UPGRADE AND EXPANSION

**P&ID EFFLUENT SYSTEM**

5-8-23 DATE	<i>Michael Clough</i> MICHAEL CLOUGH														
	<table border="1"> <tr><td>DESIGNED</td><td>J. JENKINS</td></tr> <tr><td>DRAFTED</td><td>M. CLOUGH</td></tr> <tr><td>CHECKED</td><td>TFG, PA</td></tr> <tr><td>PROJECT NO.</td><td>J. JENKINS</td></tr> <tr><td></td><td>2-01590</td></tr> <tr><td>DRAWING NO.</td><td></td></tr> <tr><td></td><td><b>P-04</b></td></tr> </table>	DESIGNED	J. JENKINS	DRAFTED	M. CLOUGH	CHECKED	TFG, PA	PROJECT NO.	J. JENKINS		2-01590	DRAWING NO.			<b>P-04</b>
DESIGNED	J. JENKINS														
DRAFTED	M. CLOUGH														
CHECKED	TFG, PA														
PROJECT NO.	J. JENKINS														
	2-01590														
DRAWING NO.															
	<b>P-04</b>														

G:\PROJECTS\2-01590\2 DESIGN\2.0 CAD\WWT\PC-PID.DWG, P-05, 5/23/2023 5:06:57 PM, janderson



**PLC I/O LEGEND**

- ▲ ANALOG INPUT
- ▼ ANALOG OUTPUT
- △ DIGITAL INPUT
- ▽ DIGITAL OUTPUT
- ⬜ EXISTING CONTROL PANEL, MCC OR EQUIPMENT
- ⬜ PROPOSED CONTROL PANEL, MCC OR EQUIPMENT
- - - EXISTING CONTROL WIRING
- ⋯ PROPOSED CONTROL WIRING
- DIRECTION OF FLOW

REV.	DESCRIPTION	DATE
ADDENDUM #1		5-23-23



**CITY OF GATESVILLE**  
CITY OF GATESVILLE - STILLHOUSE WWTF UPGRADE AND EXPANSION

**P&ID  
SLUDGE SYSTEM**

5-8-23  
DATE

MICHAEL CLOUGH  
DESIGNED

J. JENKINS  
PM

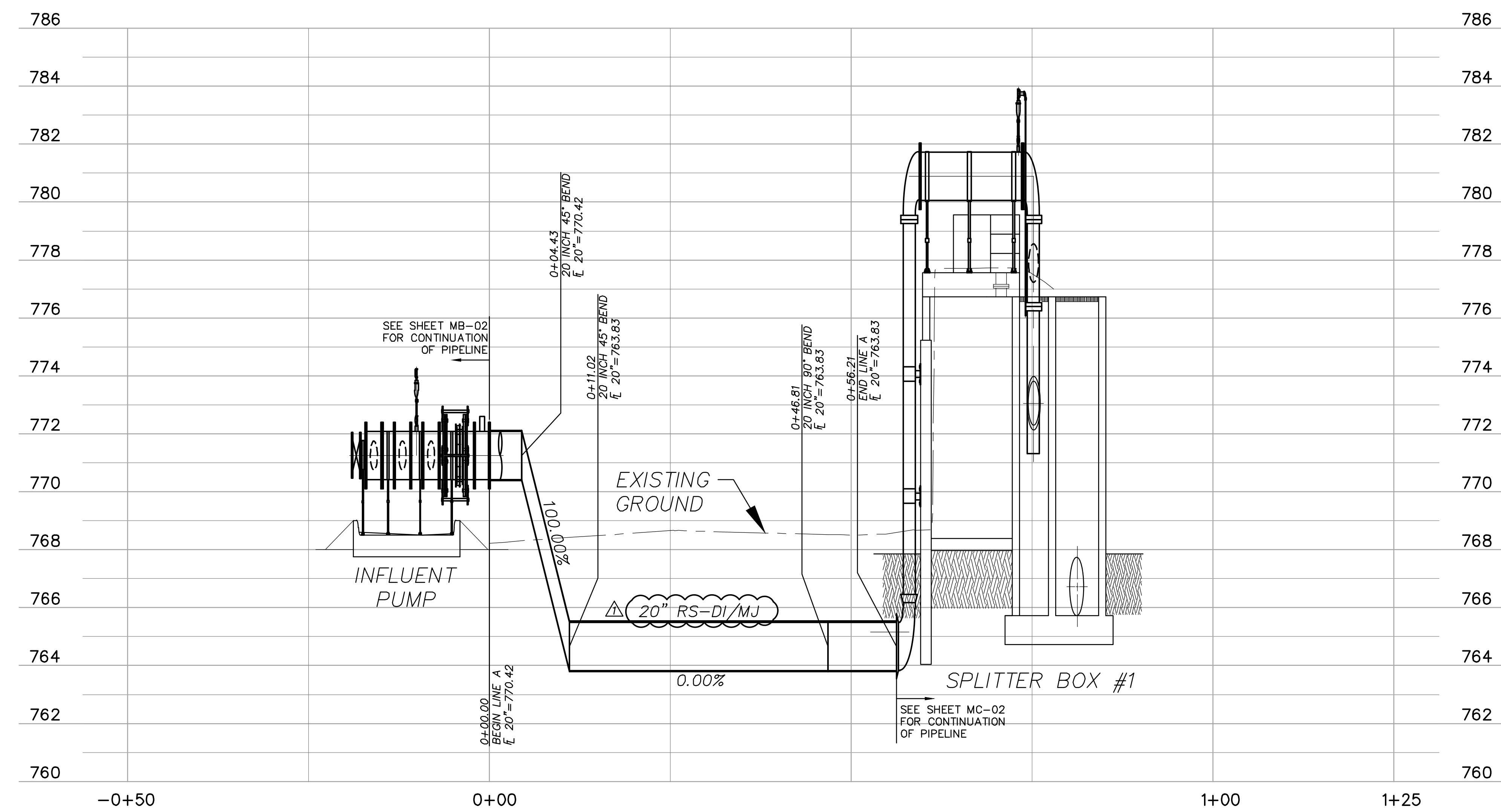
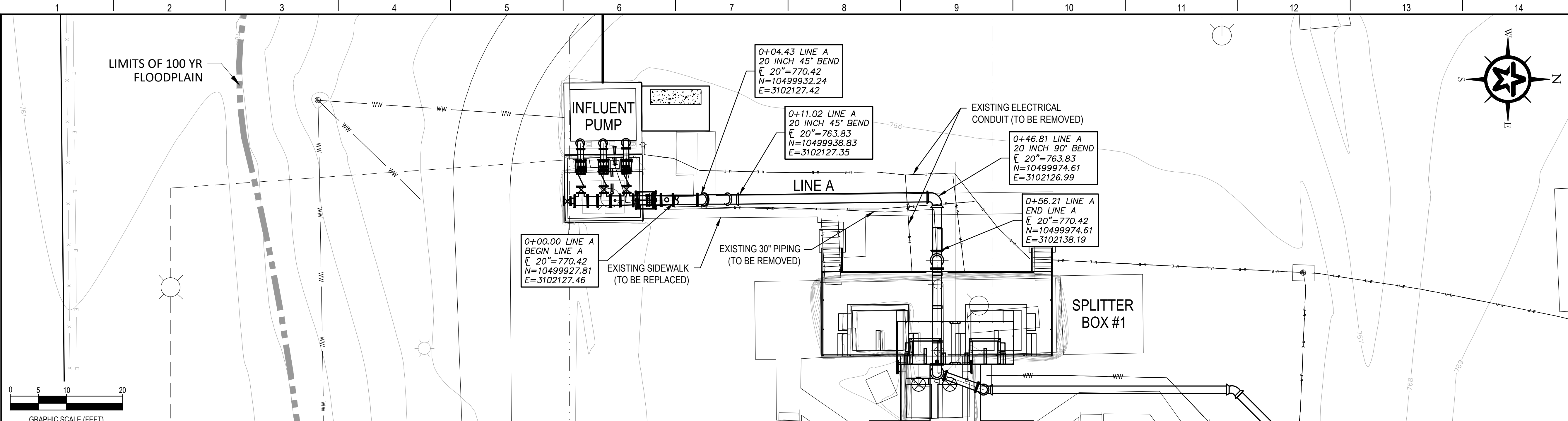
M. CLOUGH  
DESIGNED

TFG, PA  
DRAFTED

J. JENKINS  
CHECKED

2-01590  
PROJECT NO.

DRAWING NO.  
**P-05**



REV.	DESCRIPTION	DATE
ADDENDUM #1		5-23-23



CITY OF GATESVILLE - STILLHOUSE WWTF UPGRADE AND EXPANSION

YARD PIPING PROFILES - LINE A

5-8-23 DATE  
 MICHAEL CLOUGH

STATE OF TEXAS  
 LICENSED PROFESSIONAL ENGINEER  
 105725

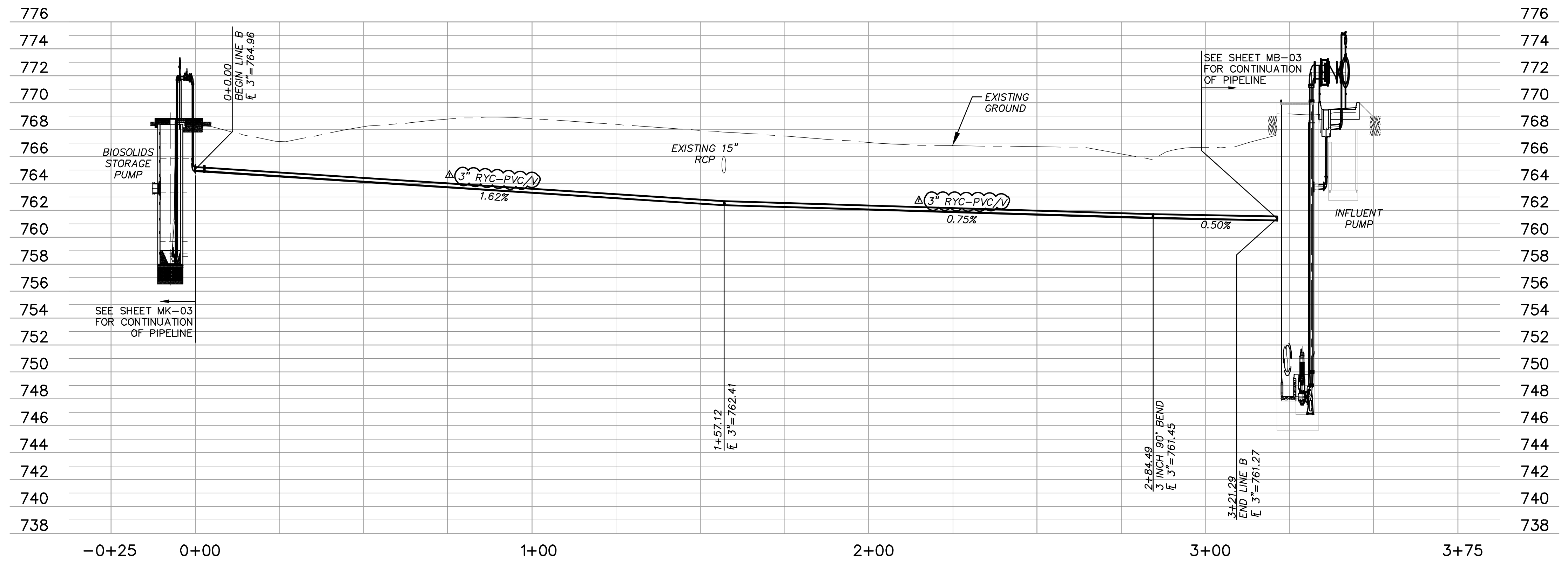
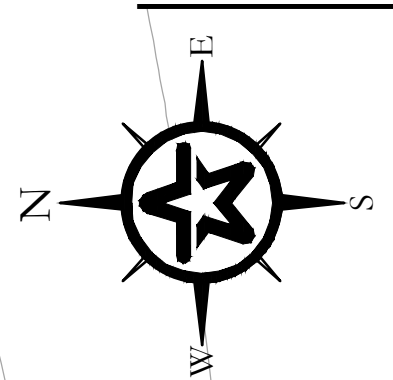
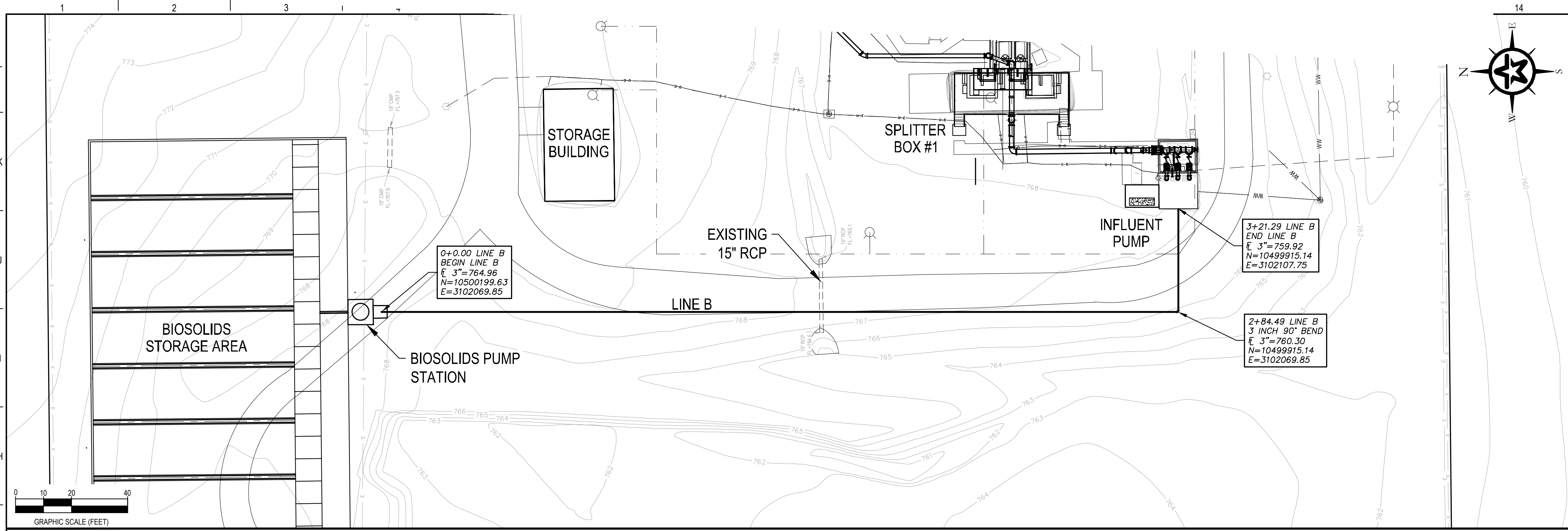
DESIGNED	J. JENKINS
DRAFTED	M. CLOUGH
CHECKED	TFG, PA
PROJECT NO.	J. JENKINS
	2-01590
DRAWING NO.	
	C-08

G:\PROJECTS\2-01590\2 DESIGN\2.0 CAD\WWTP\C-PIPING.DWG, C-08, 5/23/2023 5:05:00 PM, paidereson

**A1** 20" INFLUENT PUMP TO DRUM SCREEN (LINE "A")

H:1"=10'  
 V:1"=1'





ADDENDUM #1	5-23-23
REV. DESCRIPTION	DATE



CITY OF GATESVILLE

CITY OF GATESVILLE - STILLHOUSE WWTF UPGRADE AND EXPANSION

YARD PIPING PROFILES - LINE B

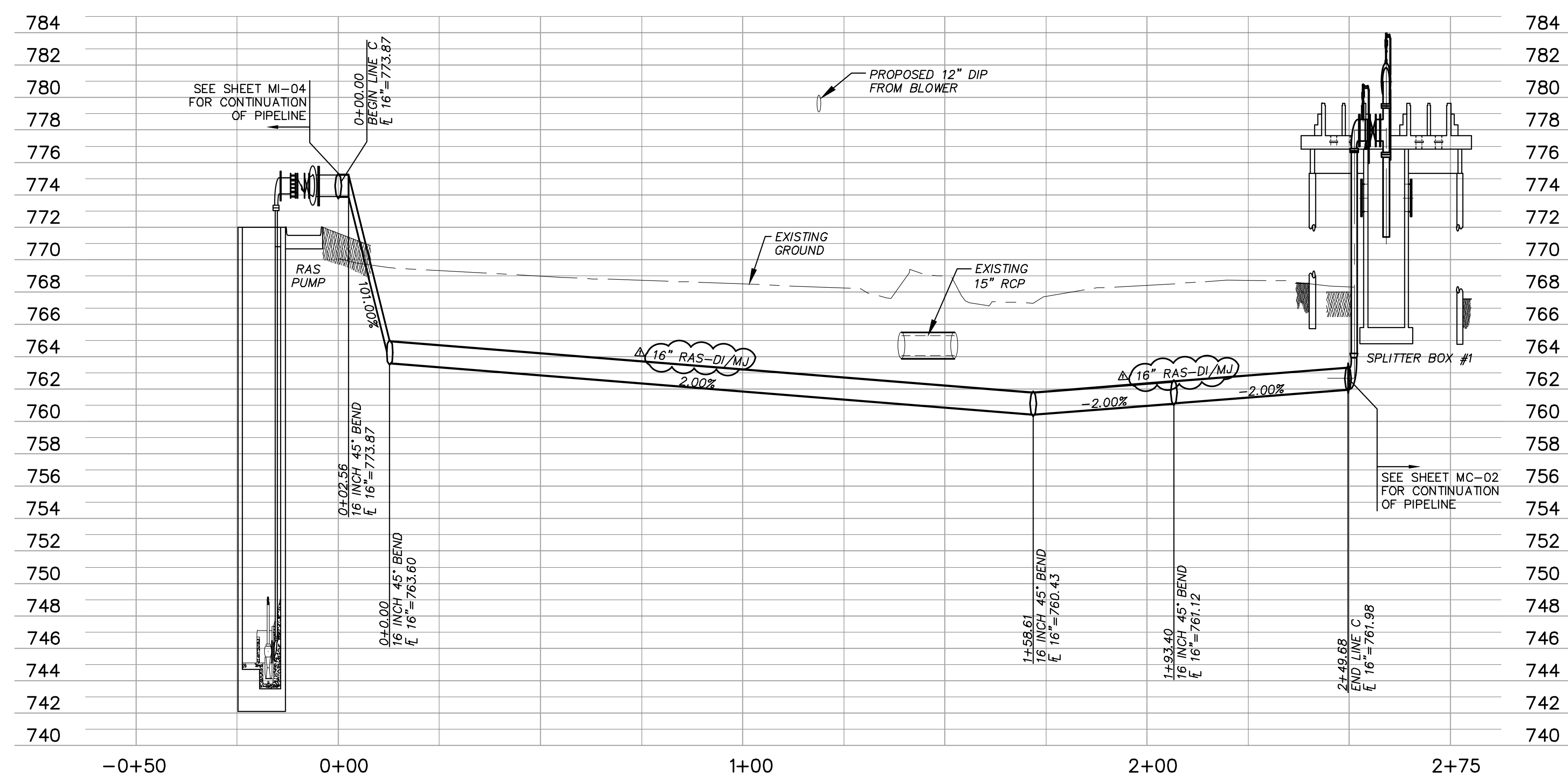
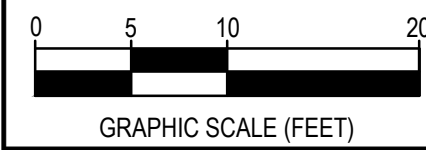

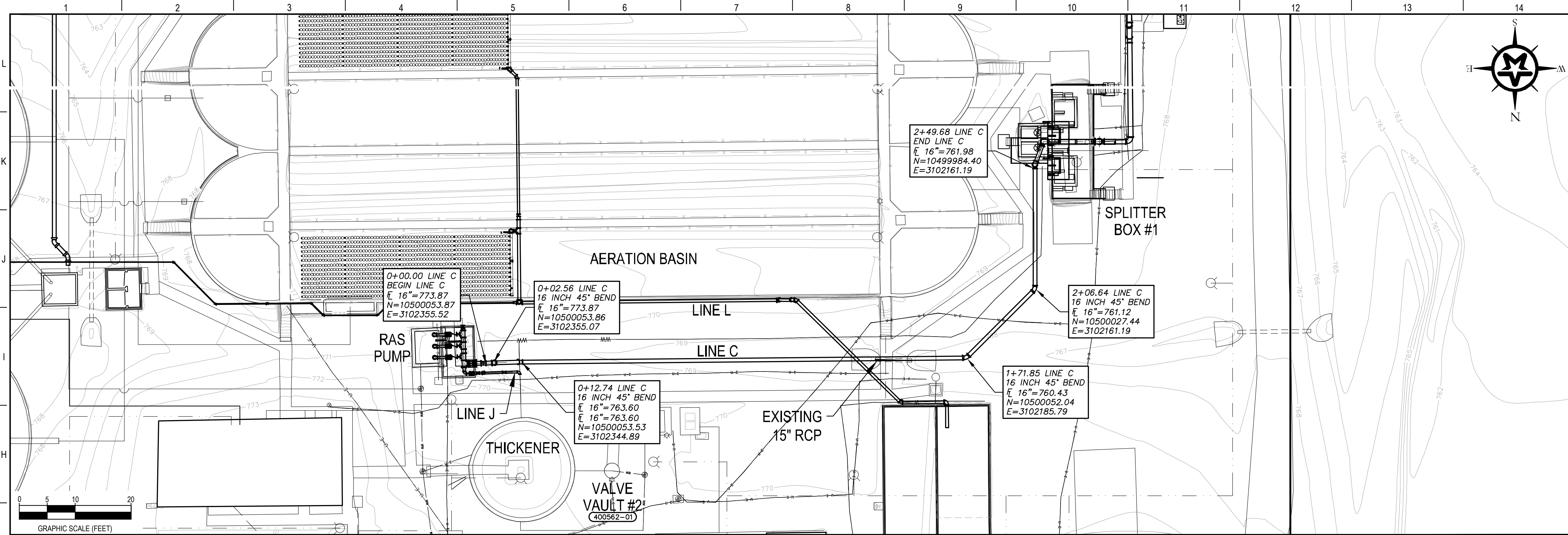
5-8-23  
DATE

MICHAEL CLOUGH  
MICHAEL CLOUGH  
108725  
LICENSED PROFESSIONAL ENGINEER

PM J. JENKINS  
DESIGNED M. CLOUGH  
DRAFTED TFG, PA  
CHECKED J. JENKINS  
PROJECT NO. 2-01590  
DRAWING NO. C-09

**A1** 3" BIOSOLIDS STORAGE AREA TO INFLUENT PUMP (LINE "B")  
H: 1"=20'  
V: 1"=2'

G:\PROJECTS\2-01590\2 DESIGN\2.0 CAD\WWTP\PC-PIPING.DWG, C-09, 5/23/2023 5:05:05 PM, panderson



G:\PROJECTS\2-01590\2 DESIGN\2.0 CAD\WWTFC-PIPING.DWG, C-10, 5/23/2023 5:05:13 PM, panderson

ADDENDUM #1	5-23-23
REV. DESCRIPTION	DATE

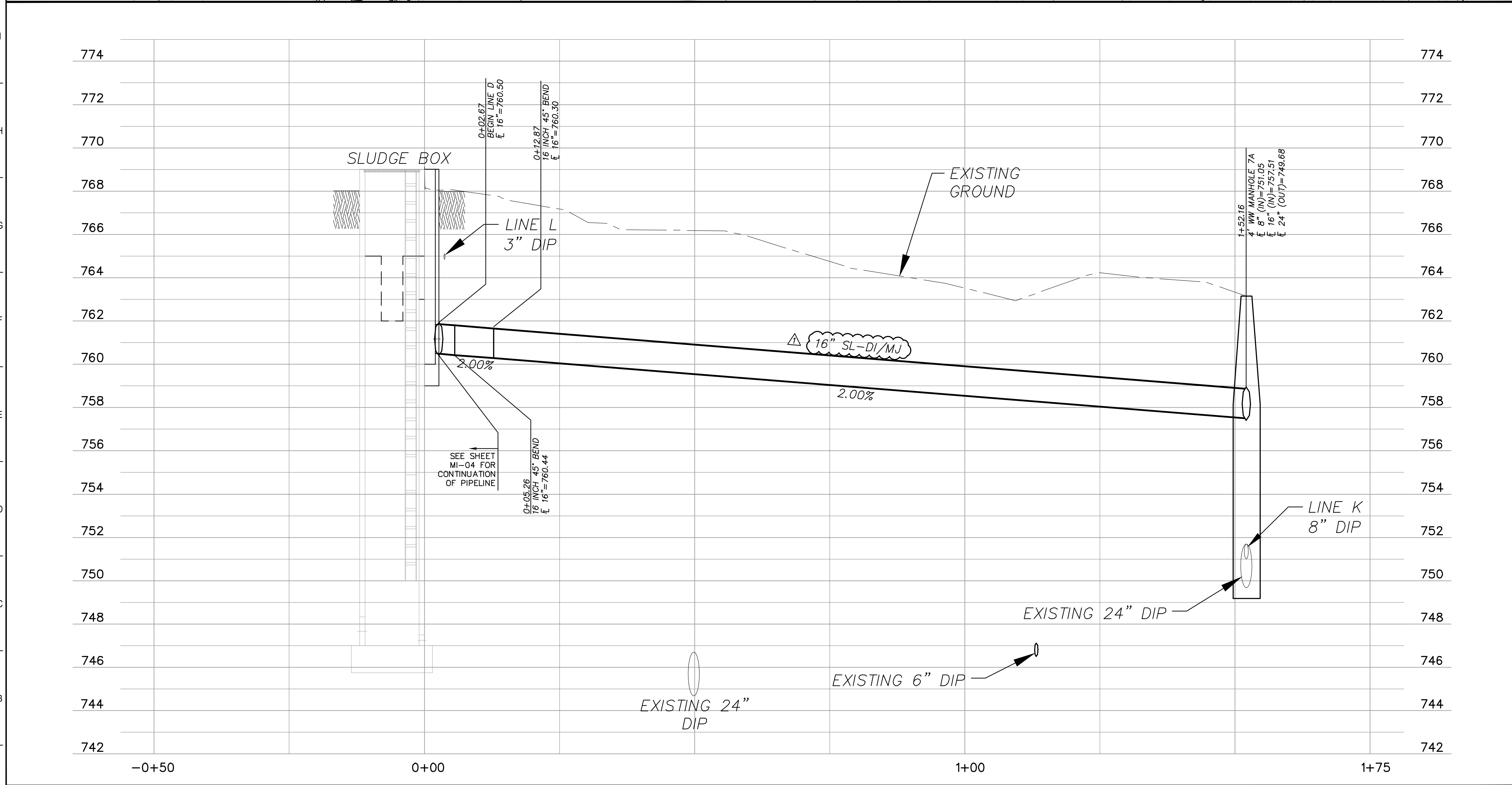
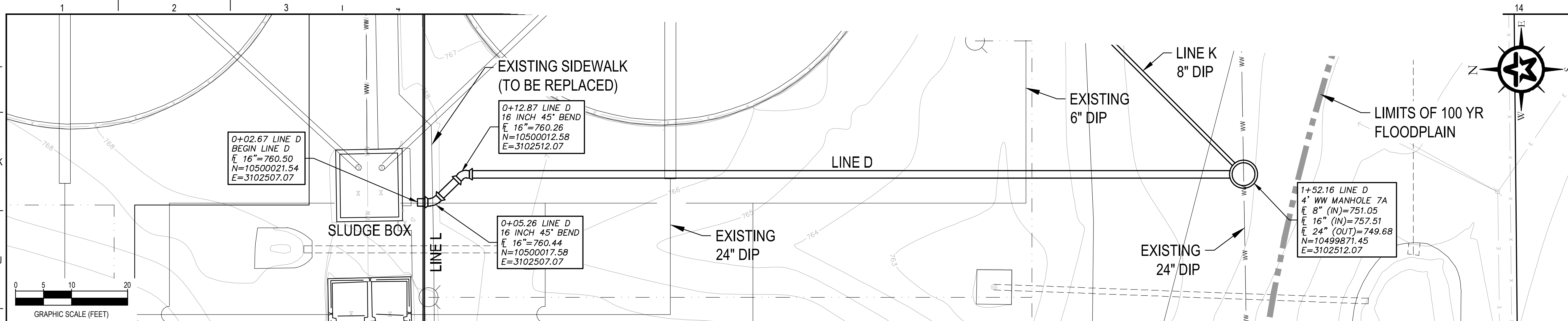


**CITY OF GATESVILLE**  
CITY OF GATESVILLE - STILLHOUSE  
WWTF UPGRADE AND EXPANSION

**YARD PIPING PROFILES - LINE C**

5-8-23	MICHAEL CLOUGH
DATE	DESIGNED
	J. JENKINS
	DRAFTED
	M. CLOUGH
	CHECKED
	J. JENKINS
	PROJECT NO.
	2-01590
	DRAWING NO.
	<b>C-10</b>

**A1** 16" RAS PUMP TO SPLITTER BOX #1 (LINE "C")  
H:1"=10'  
V:1"=1'



**A1** 16" SLUDGE BOX TO INFLUENT PIPE (LINE "D")

H:1"=10'  
 V:1"=1'

ADDENDUM #1	5-23-23
REV. DESCRIPTION	DATE

**Walker Partners**  
 engineers | surveyors  
T.B.P.E. Registration No. 8053

**CITY OF GATESVILLE**

CITY OF GATESVILLE - STILLHOUSE WWTF UPGRADE AND EXPANSION

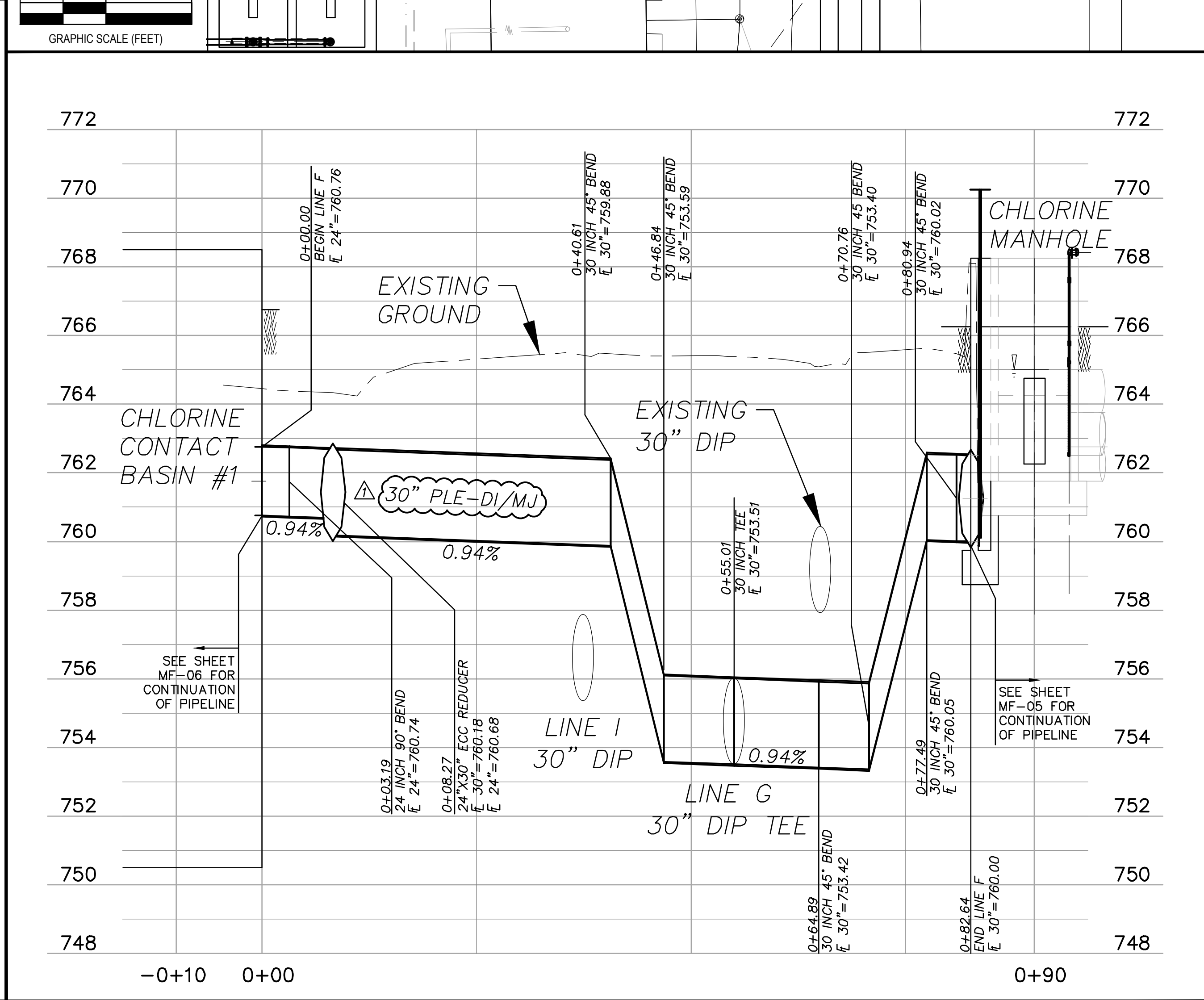
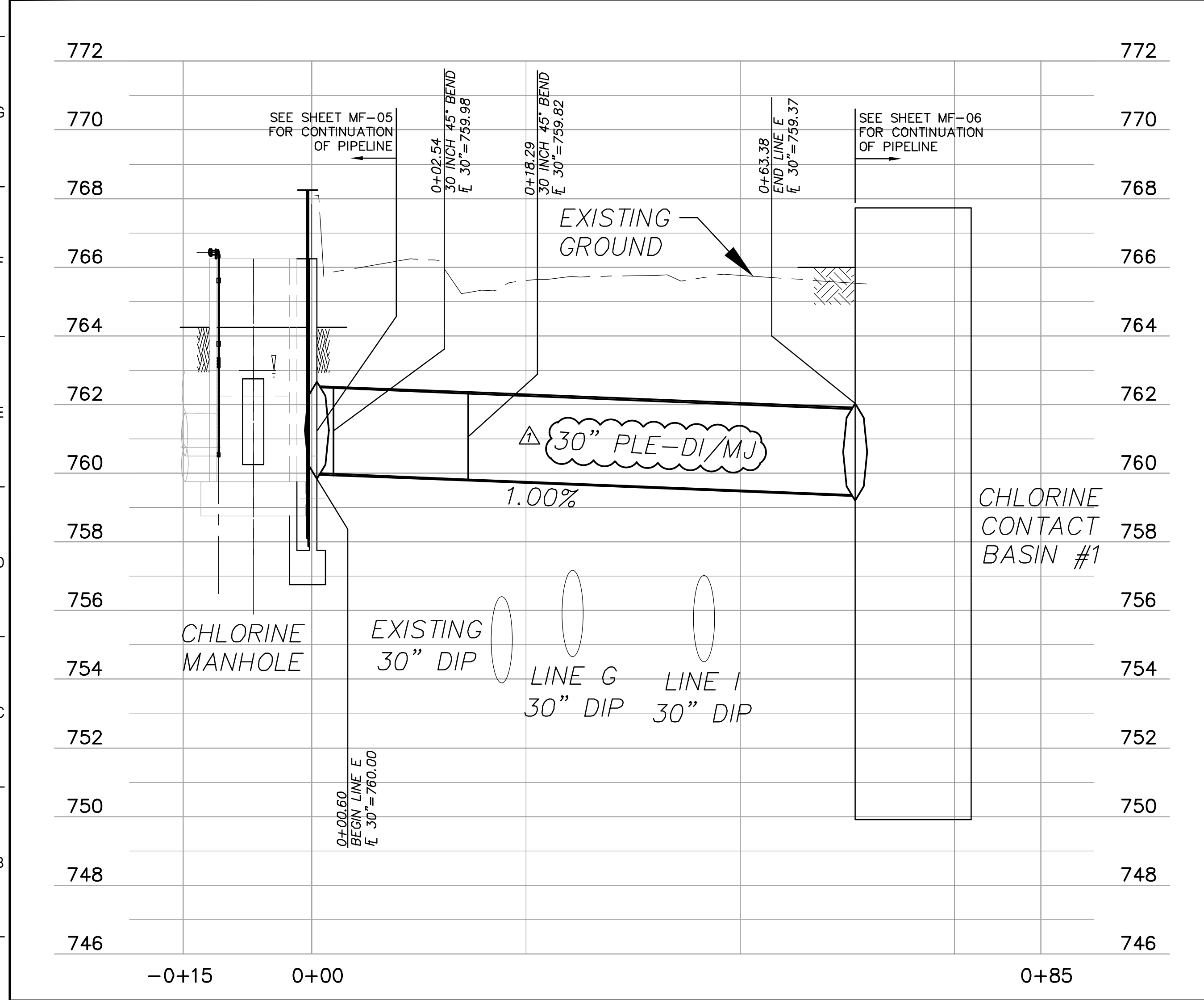
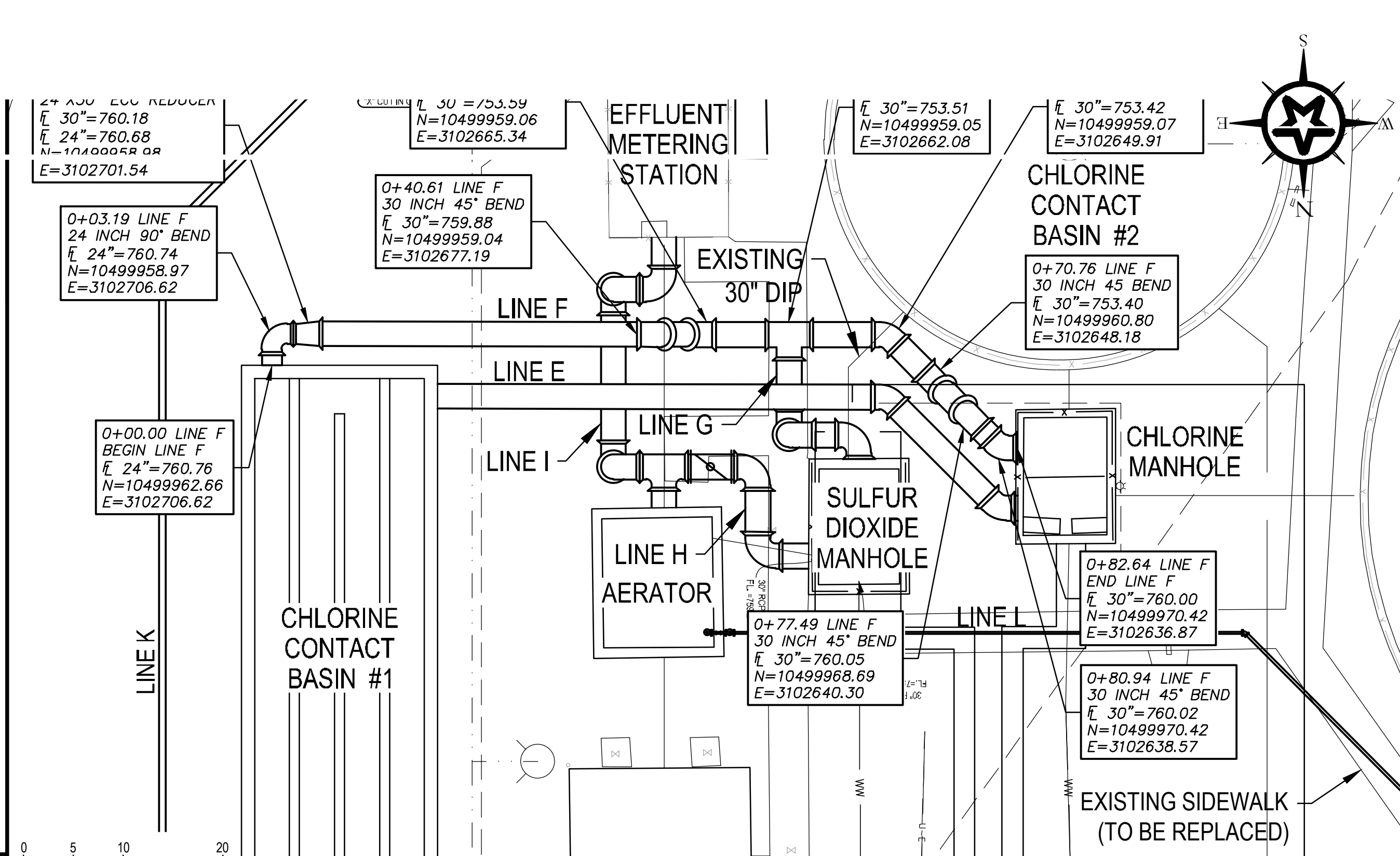
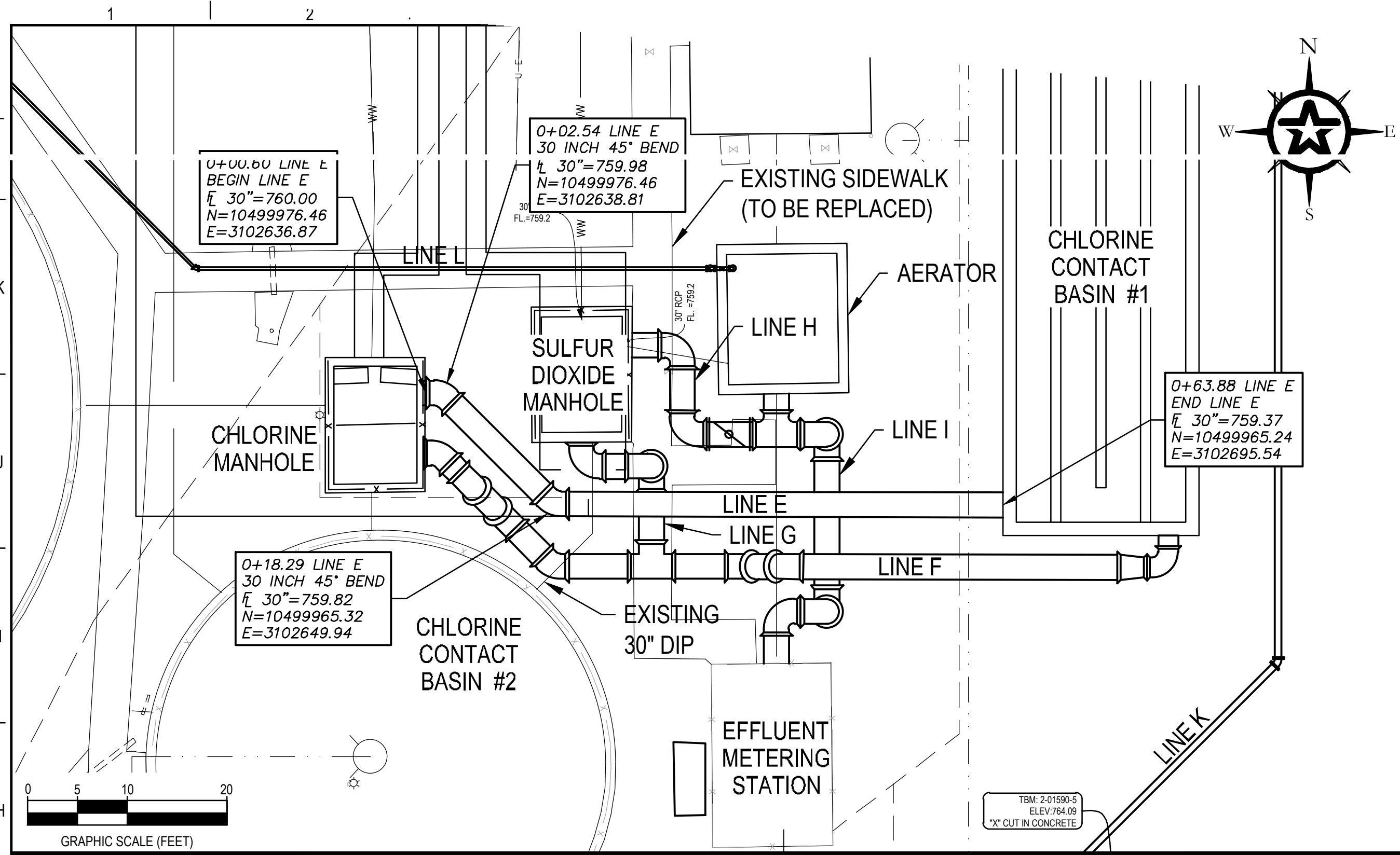
**YARD PIPING PROFILES - LINE D**

5-8-23  
 DATE  
 MICHAEL CLOUGH

PM J. JENKINS  
 DESIGNED M. CLOUGH  
 DRAFTED TFG, PA  
 CHECKED J. JENKINS  
 PROJECT NO. 2-01590  
 DRAWING NO. **C-11**

STATE OF TEXAS  
 LICENSED PROFESSIONAL ENGINEER  
 MICHAEL CLOUGH  
 105725

G:\PROJECTS\2-01590\2 DESIGN\2.0 CAD\WWTP\C-PIPING.DWG, C-11, 5/23/2023 5:05:19 PM, paiderison

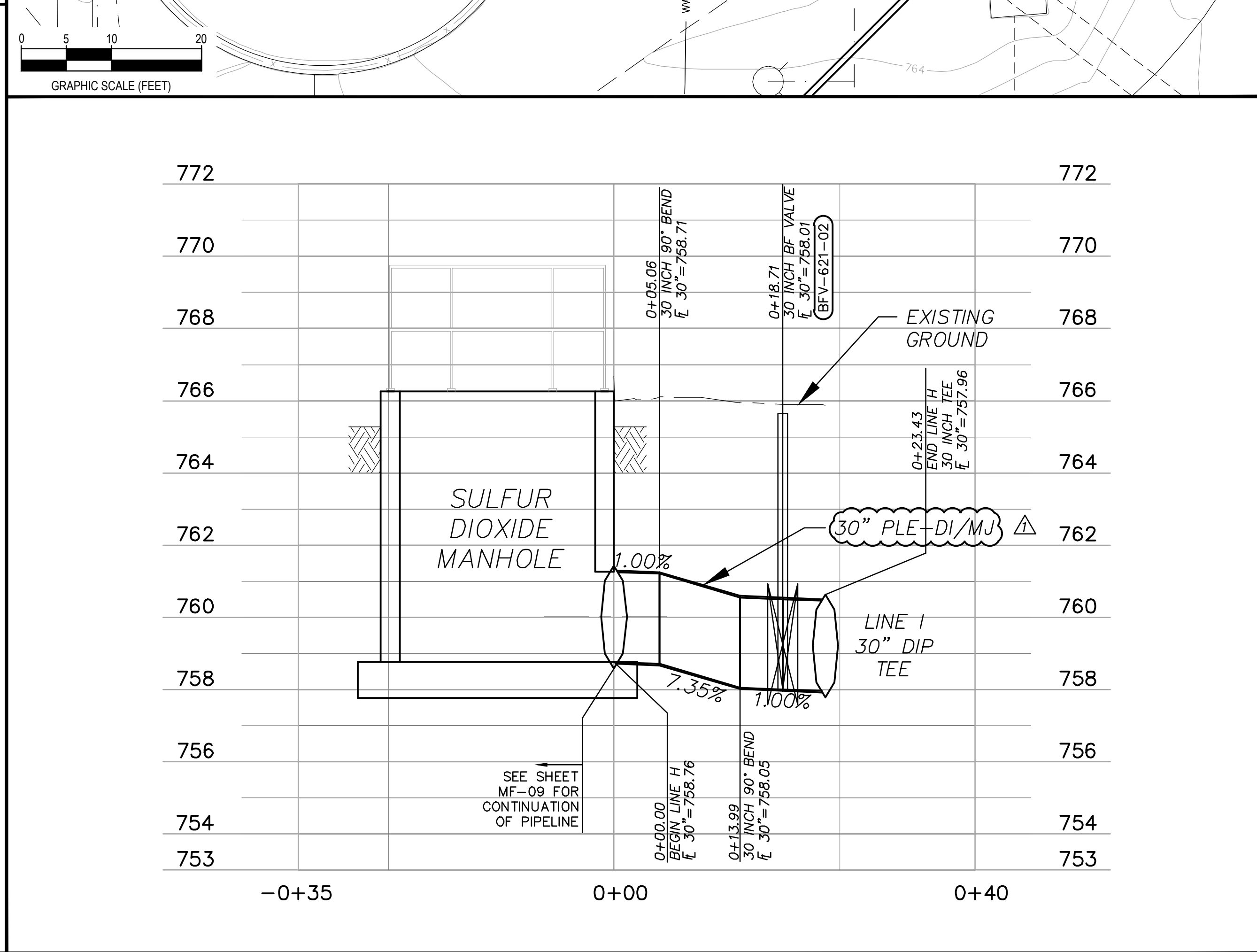
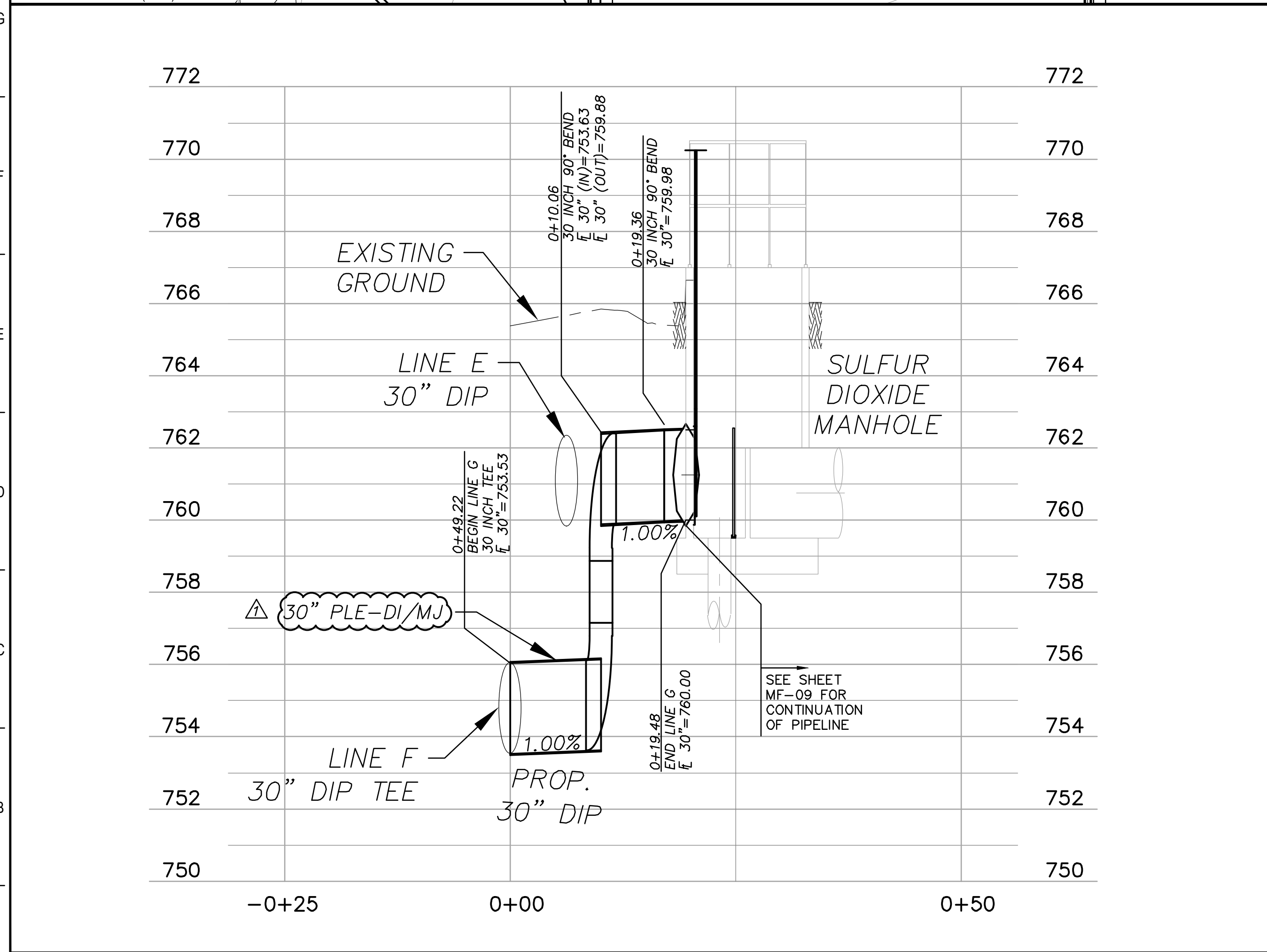
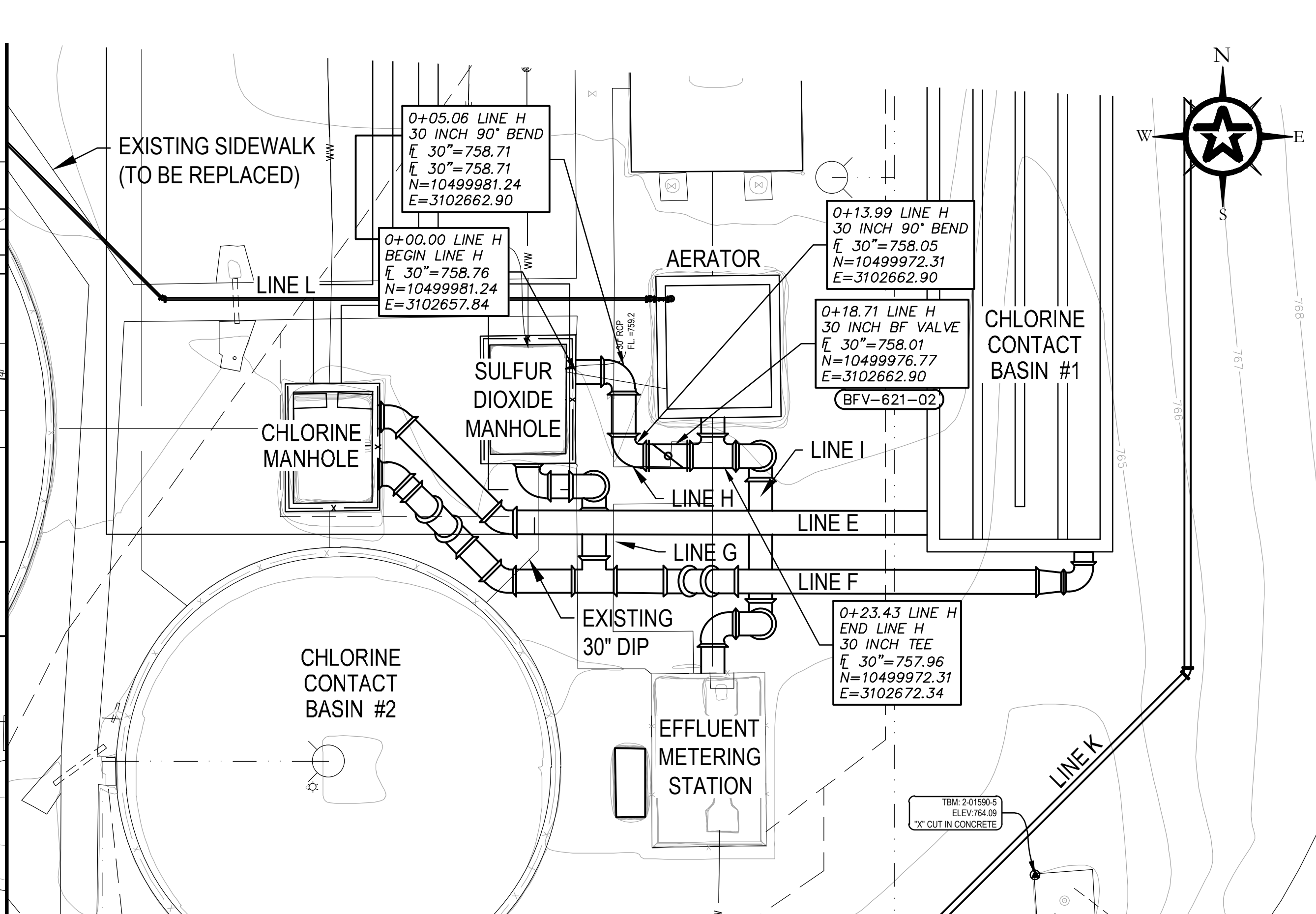
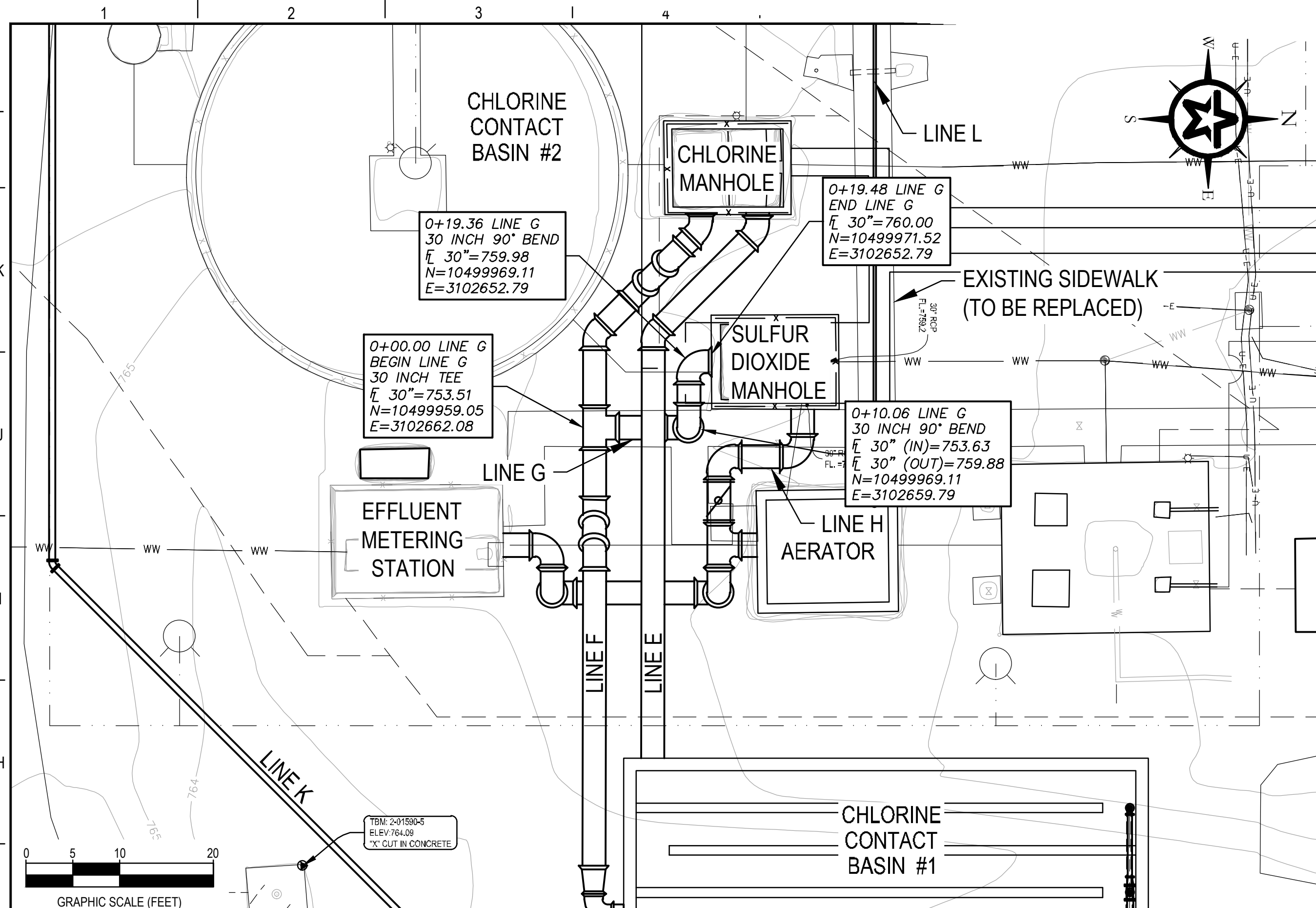


**A1** 30" CL2 MANHOLE TO CL2 CONTACT BASIN #1 (LINE "E")  
 H:1"=10'  
 V:1"=1'

**A8** 30" CL2 CONTACT BASIN #1 TO CL2 MANHOLE (LINE "F")  
 H:1"=10'  
 V:1"=1'

G:\PROJECTS\2-01590\2 DESIGN\2.0 CAD\WWTFC-PIPING.DWG, C-12, 5/23/2023 5:05:26 PM, paanderso

ADDENDUM #1	5-23-23
REV. DESCRIPTION	DATE
<b>CITY OF GATESVILLE</b>	
CITY OF GATESVILLE - STILLHOUSE WWTF UPGRADE AND EXPANSION	
<b>YARD PIPING PROFILES - LINE E</b>	
5-8-23	MICHAEL CLOUGH
DATE	DESIGNED BY J. JENKINS
	DRAFTED BY M. CLOUGH
	CHECKED BY J. JENKINS
	PROJECT NO. 2-01590
	DRAWING NO. C-12

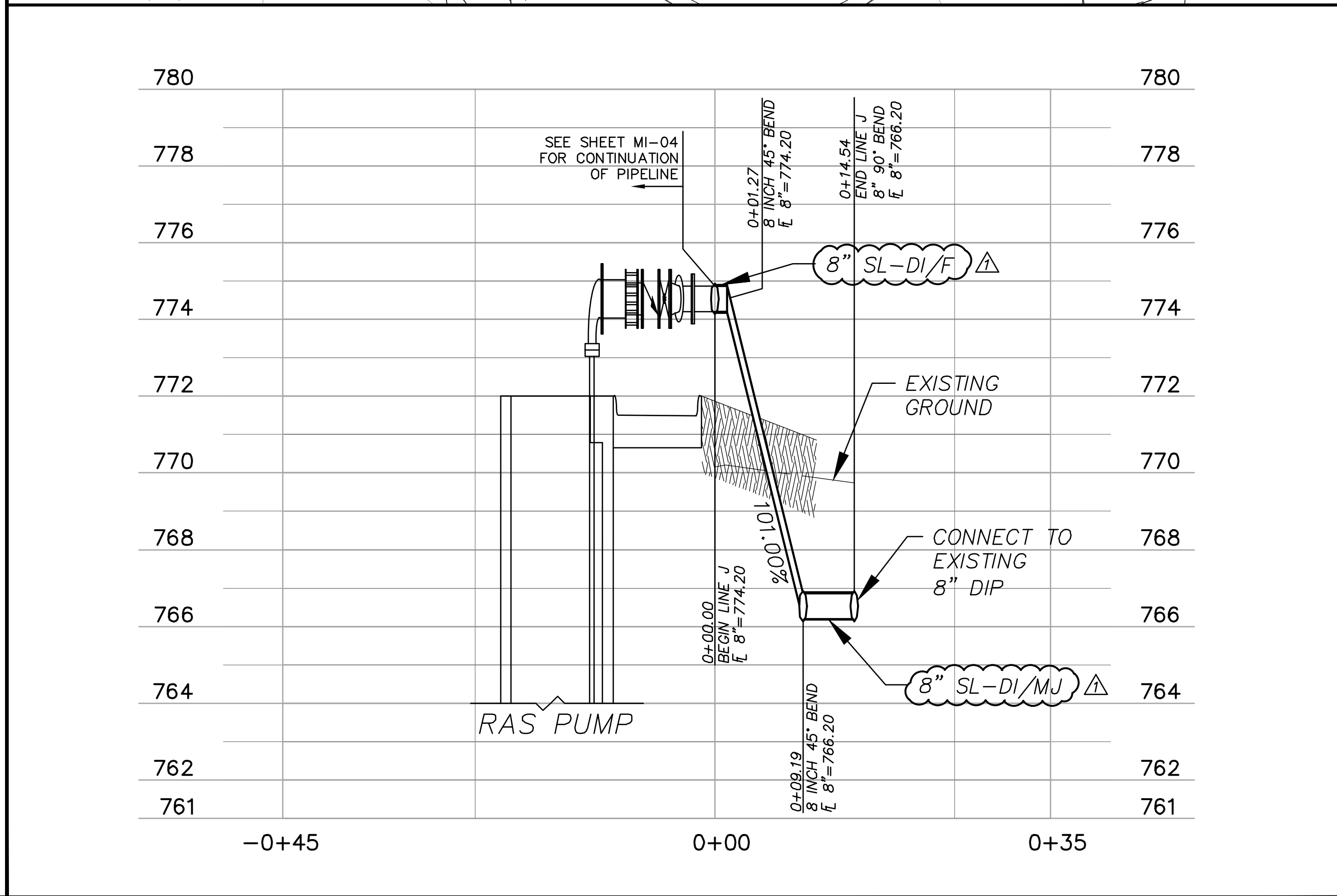
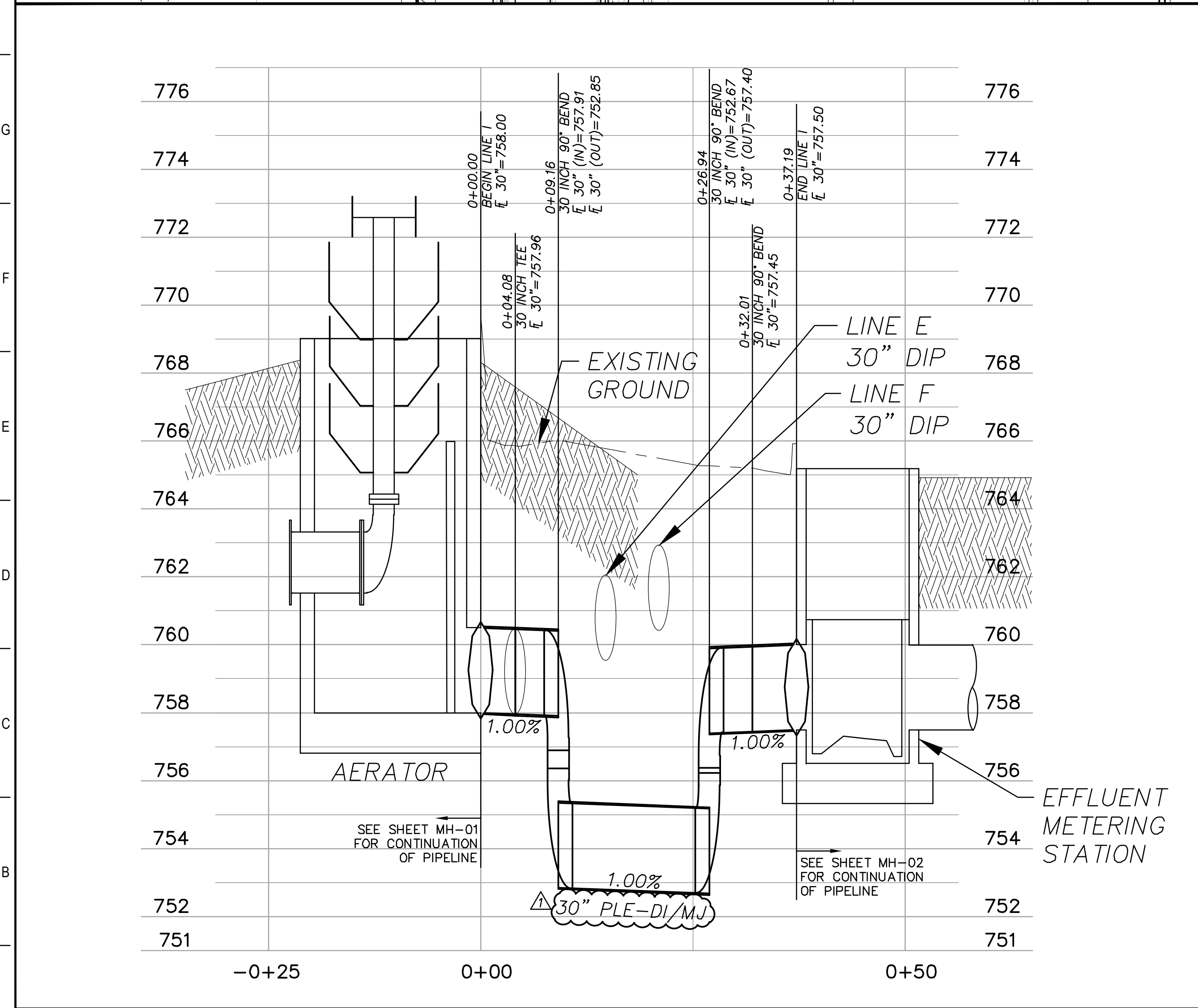
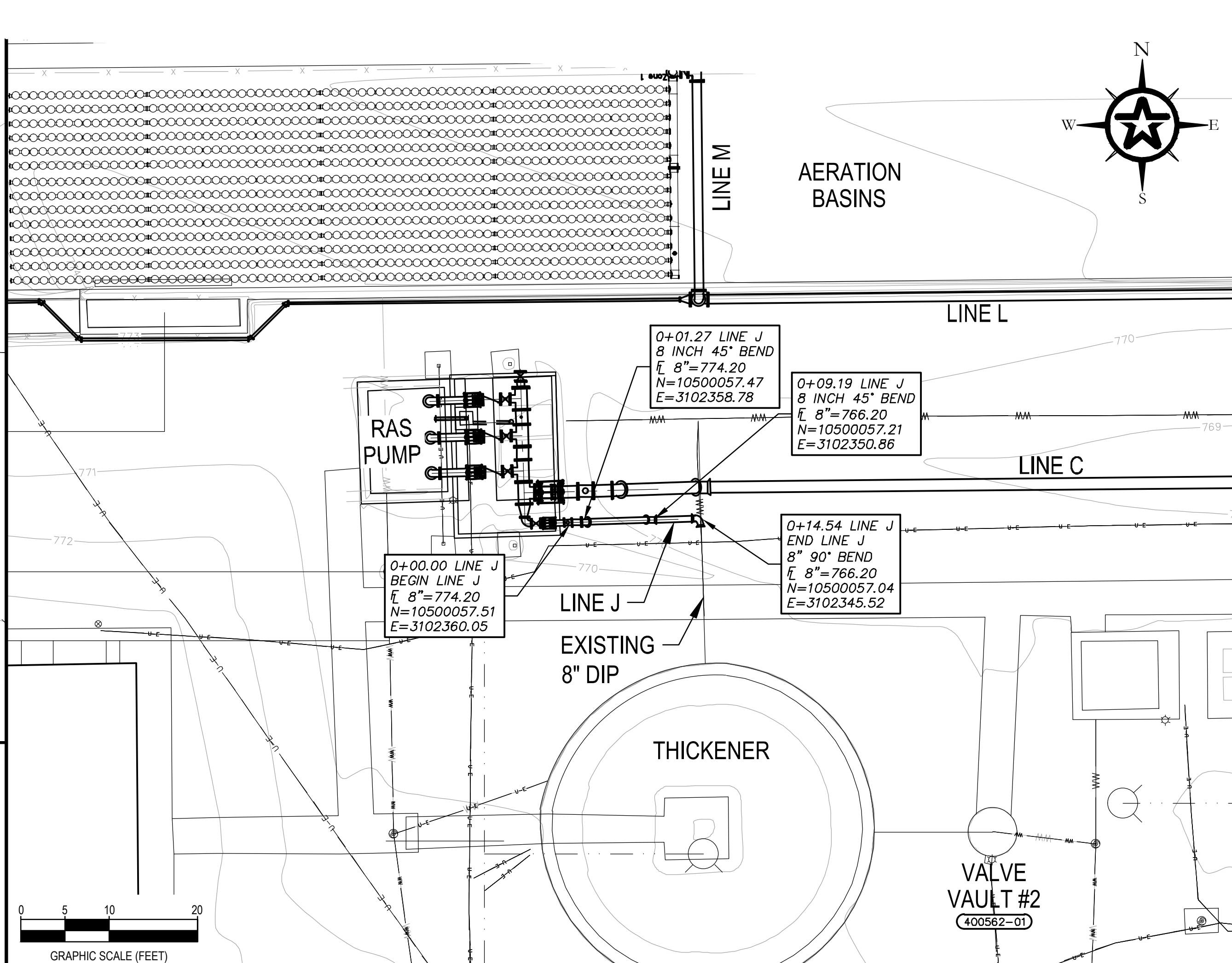
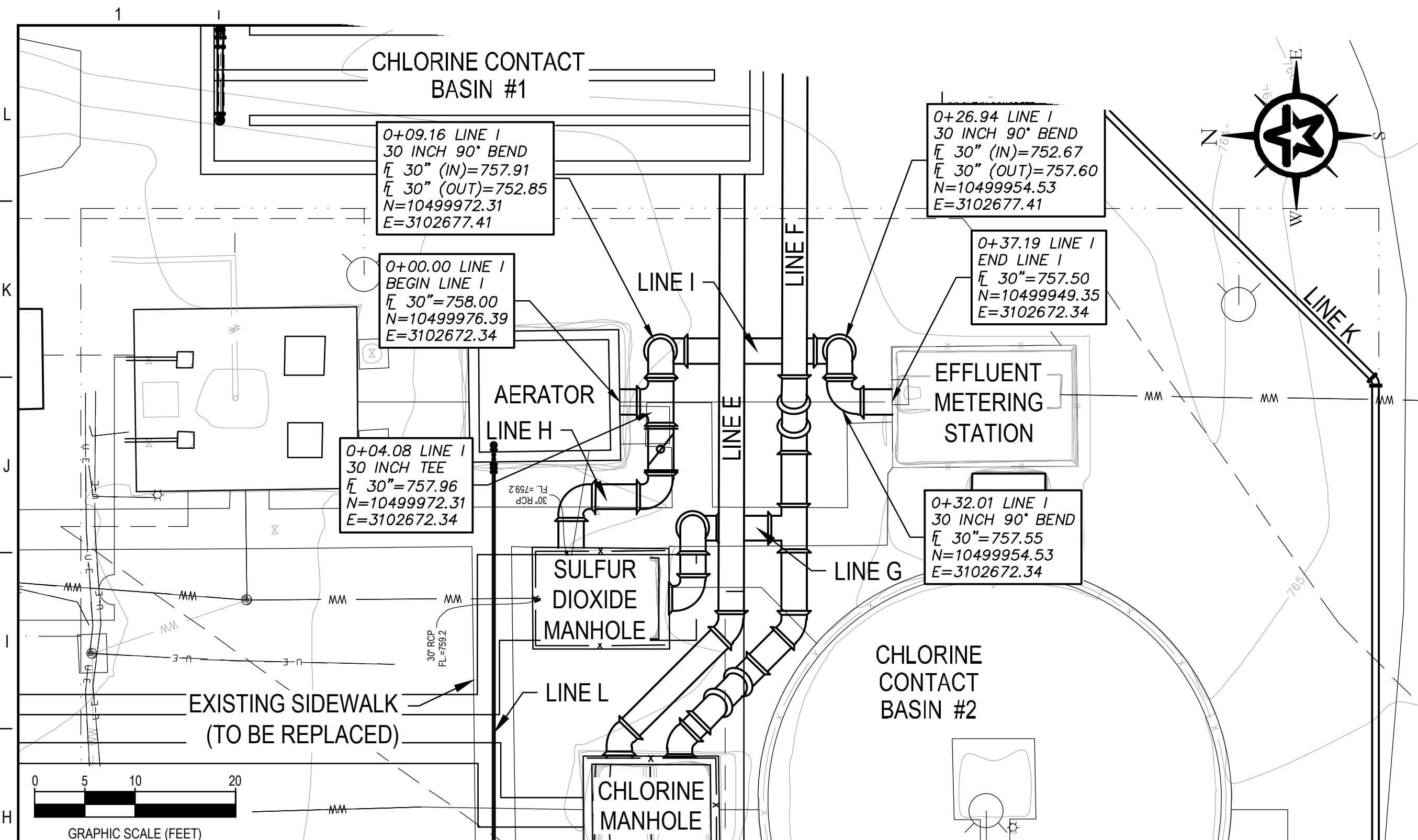


**A1** 30" SO2 MH TO CHLORINE PIPE (LINE "G")  
H:1"=10'  
V:1"=1'

**A8** 30" SO2 MANHOLE TO EFFLUENT METERING ("LINE H")  
H:1"=10'  
V:1"=1'

ADDENDUM #1	5-23-23
REV. DESCRIPTION	DATE
<b>Walker Partners</b> engineers   surveyors <small>T.B.P.E. Registration No. 8053</small>	
<b>CITY OF GATESVILLE</b>	
CITY OF GATESVILLE - STILLHOUSE WWTF UPGRADE AND EXPANSION	
<b>YARD PIPING PROFILES - LINE F</b>	
5-8-23 DATE	MICHAEL CLOUGH PM
	J. JENKINS DESIGNED
	M. CLOUGH DRAFTED
	J. JENKINS CHECKED
	MICHAEL CLOUGH PROJECT NO. 2-01590
	DRAWING NO. <b>C-13</b>

G:\PROJECTS\2-01590\2 DESIGN\2.0 CAD\WWTP\C-PIPING.DWG, C-13, 5/23/2023 5:05:33 PM, paidderson

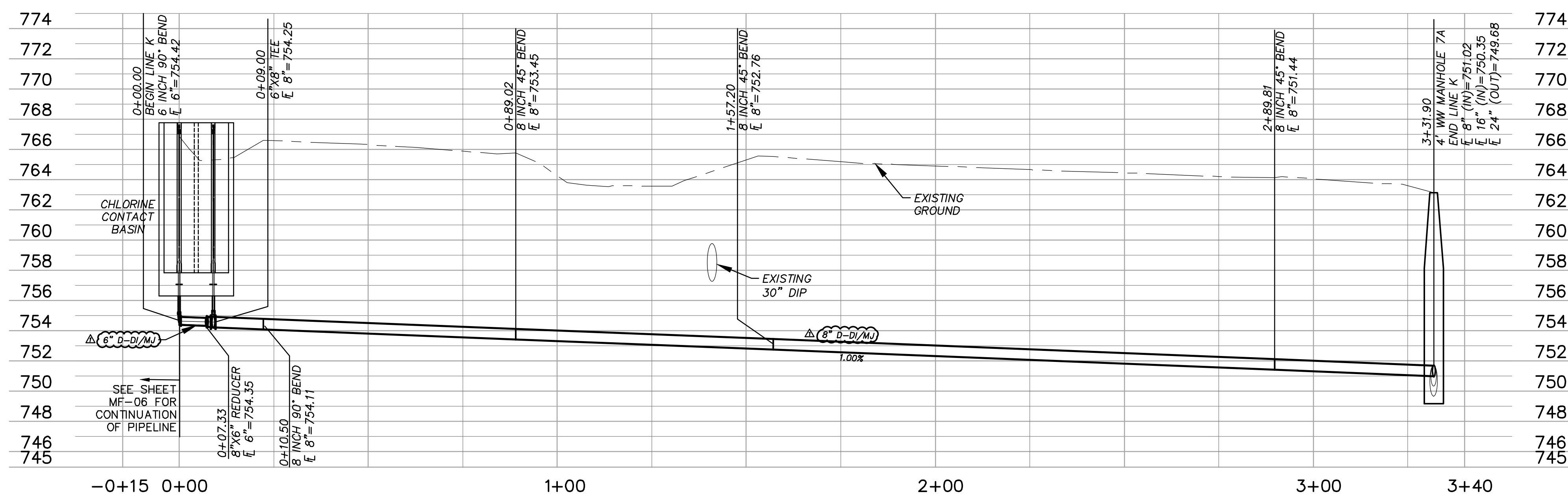
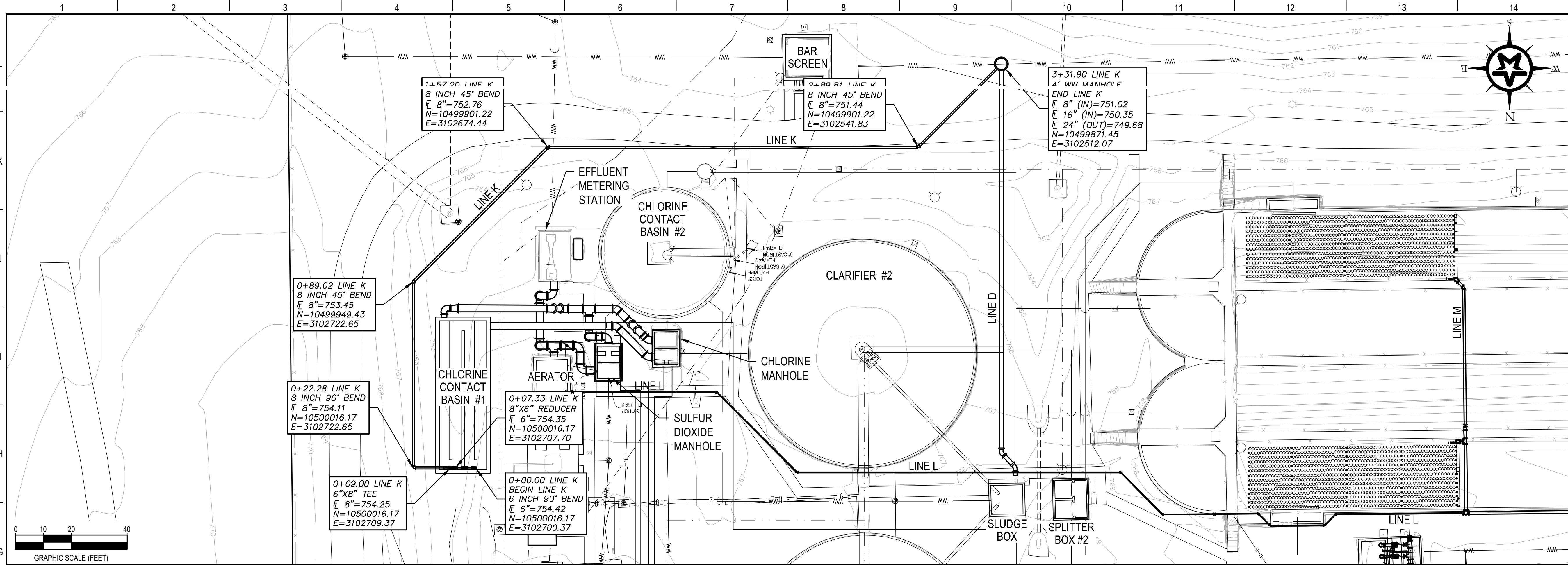


**A1** 30" AERATOR TO EFFLUENT METERING (LINE "I")  
 H:1"=10'  
 V:1"=1'

**A8** 8" RAS TO THICKENER (LINE "J")  
 H:1"=10'  
 V:1"=1'

ADDENDUM #1	5-23-23
REV. DESCRIPTION	DATE
<b>Walker Partners</b> engineers   surveyors	
CITY OF GATESVILLE	
CITY OF GATESVILLE - STILLHOUSE WWTF UPGRADE AND EXPANSION	
YARD PIPING PROFILES - LINE G	
5-8-23	MICHAEL CLOUGH
DATE	DESIGNED BY J. JENKINS
	DRAFTED BY M. CLOUGH
	CHECKED BY J. JENKINS
	PROJECT NO. 2-01590
	DRAWING NO. C-14

G:\PROJECTS\2-01590\2 DESIGN\A1.0 CAD\WTPIC-PIPING.DWG, C-14, 5/23/2023 5:05:42 PM, panderson



REV.	DESCRIPTION	DATE
ADDENDUM #1		5-23-23



CITY OF GATESVILLE

CITY OF GATESVILLE - STILLHOUSE WWTF UPGRADE AND EXPANSION

YARD PIPING PROFILES - LINE H

5-8-23  
DATE

MICHAEL CLOUGH  
DESIGNED

J. JENKINS  
DRAFTED

TFG, PA  
CHECKED

J. JENKINS  
PROJECT NO. 2-01590

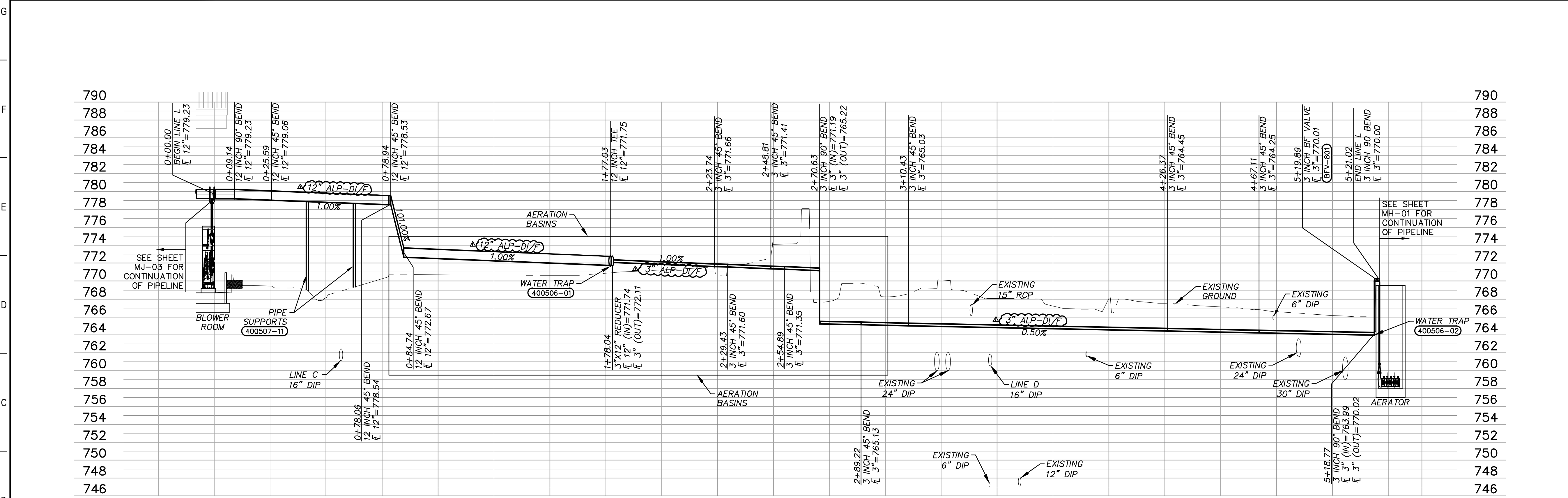
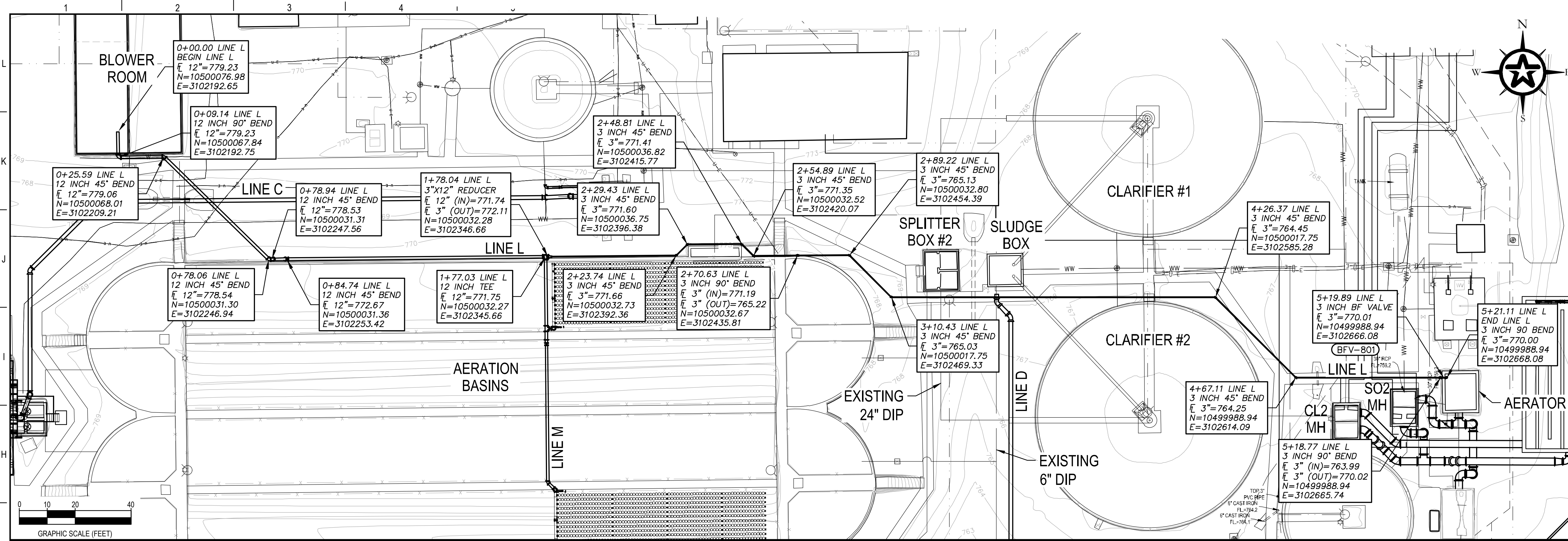
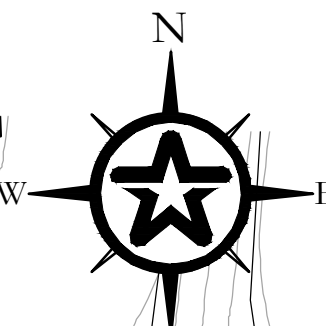
DRAWING NO. C-15

G:\PROJECTS\2-01590\2 DESIGN\2.0 CAD\WWTP\C-PIPING.DWG, C-15, 5/23/2023 5:05:49 PM, paiderison

**A1** 8" CHLORINE CONTACT BASIN #1 DRAIN (LINE "K")  
H:1"=20'  
V:1"=2'

GENERAL NOTES

1. REFER TO SPECIFICATIONS FOR PIPE SUPPORTS.



REV.	DESCRIPTION	DATE
ADDENDUM #1		5-23-23



CITY OF GATESVILLE  
CITY OF GATESVILLE - STILLHOUSE WWTF UPGRADE AND EXPANSION

YARD PIPING PROFILES - LINE I

5-8-23  
DATE

MICHAEL CLOUGH  
PM

J. JENKINS  
DESIGNED

M. CLOUGH  
DRAFTED

TFG, PA  
CHECKED

J. JENKINS  
PROJECT NO. 2-01590

DRAWING NO. C-16

G:\PROJECTS\2-01590\2 DESIGN\2.0 CAD\WWTFC-PPING.DWG, C-16, 5/23/2023 5:05:56 PM, panderson

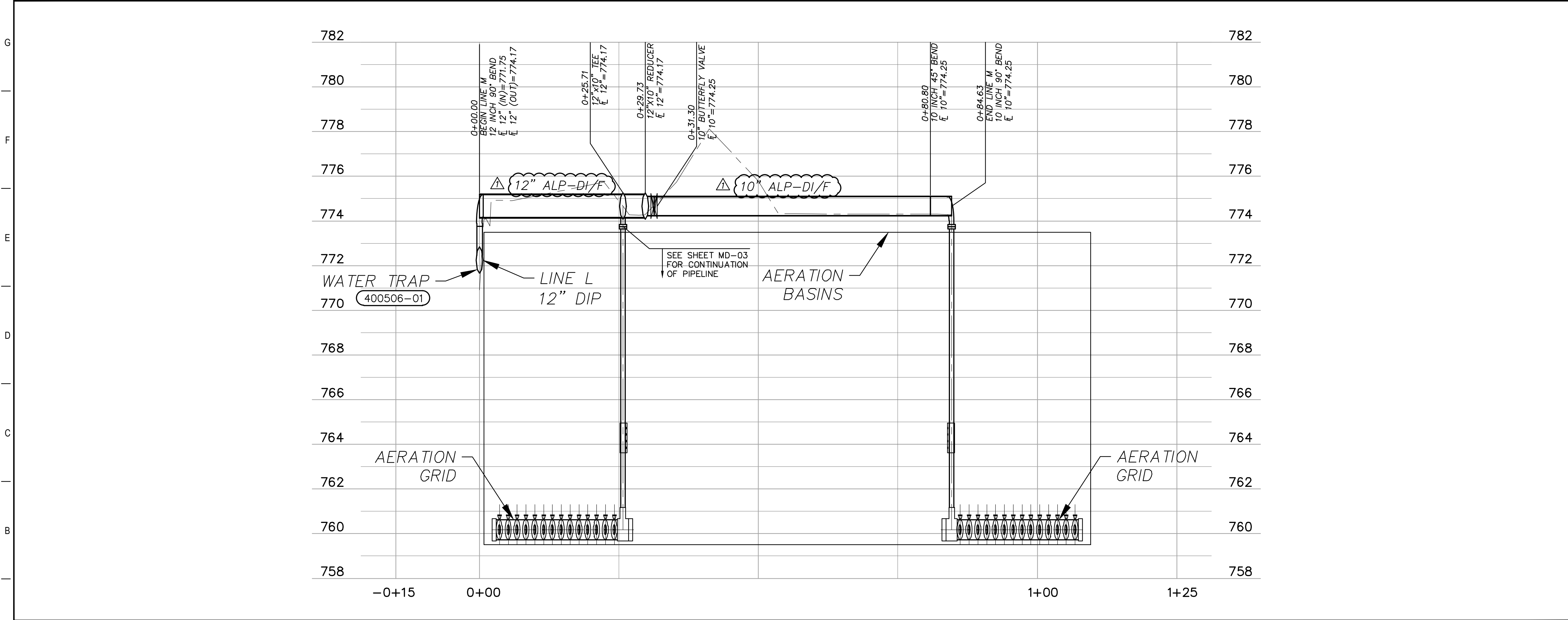
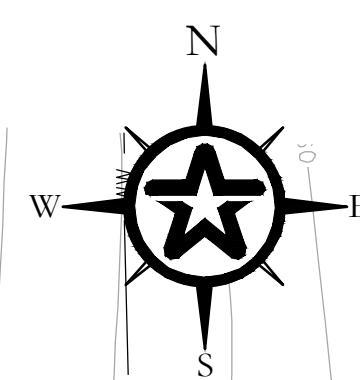
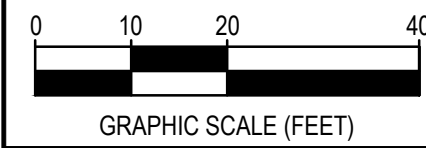
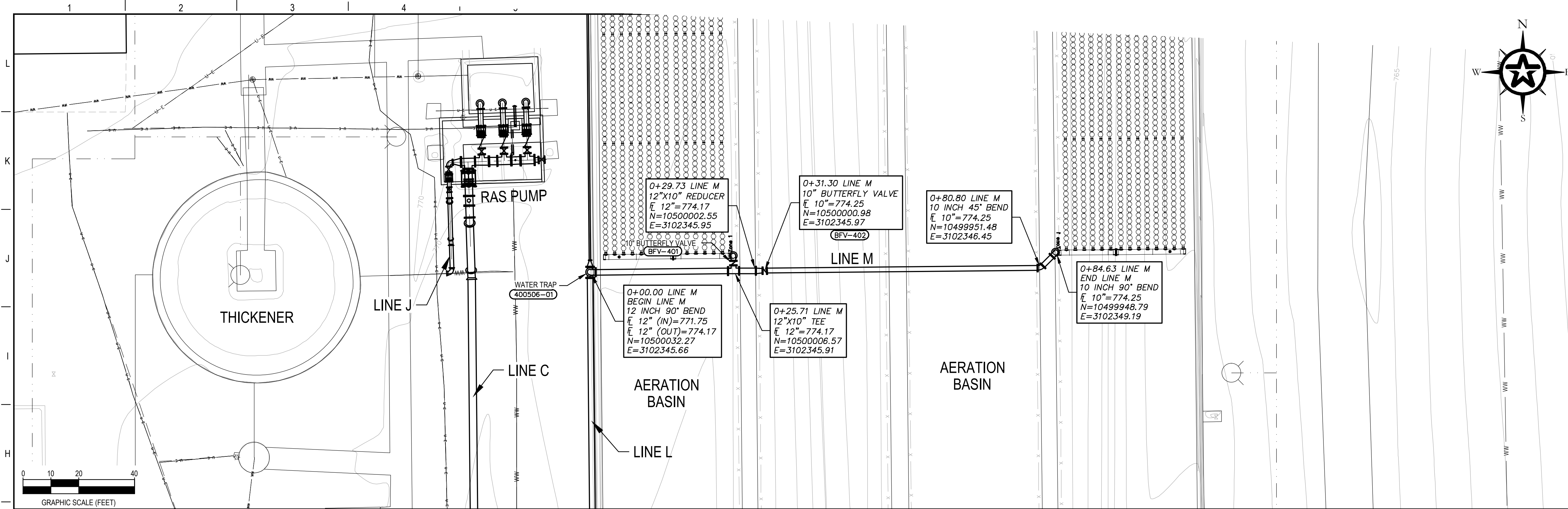
**A1**

BLOWER ROOM TO AERATOR (LINE "L")

H:1"=25'  
V:1"=2.5'

C-16





REV.	DESCRIPTION	DATE
ADDENDUM #1		5-23-23



CITY OF GATESVILLE  
CITY OF GATESVILLE - STILLHOUSE WWTF UPGRADE AND EXPANSION

YARD PIPING PROFILES - LINE J

5-8-23  
DATE

MICHAEL CLOUGH  
MICHAEL CLOUGH  
105725  
LICENSED PROFESSIONAL ENGINEER

DESIGNED	J. JENKINS
DRAFTED	M. CLOUGH
CHECKED	TFG, PA
PROJECT NO.	2-01590
DRAWING NO.	C-17

G:\PROJECTS\2-01590\2 DESIGN\2.0 CAD\WWTP\C-PIPING.DWG, C-17, 5/23/2023 5:06:02 PM, paandersson

**A1** BLOWER ROOM TO AERATORS (LINE "M")

H:1"=20'  
V:1"=2'

1 2 3 4 5 6 7 8 9 10 11 12 13 14



G:\PROJECTS\2-01590\2 DESIGN\2.0 CAD\WWT\PM-LEGEND.DWG, LEGEND 2, 5/23/2023 5:06:29 PM, panderson

GATE SYMBOLS	
SYMBOL	DESCRIPTION
	GATE (REFER TO DESIGNATION FOR TYPE)
	WET WELL SLIDE GATE
	WET WELL STOP LOG
	SLIDE GATE (PLAN)
	SLIDE GATE (SECTION VIEW, OPERATOR ONLY)
	SLUICE GATE (PLAN)
	SLUICE GATE (SECTION VIEW, OPERATOR ONLY)
	STOP PLATE (PLAN)
	WEIR SLIDE GATE (PLAN)
	WEIR SLIDE GATE (SECTION VIEW, OPERATOR ONLY)

COMPRESSOR SYMBOLS	
SYMBOL	DESCRIPTION
	AIR COMPRESSOR
	RECIPROCATING COMPRESSOR
	ROTARY LOBE COMPRESSOR
	ROTARY SCREW COMPRESSOR
	ROTARY VANE COMPRESSOR
	BLOWER OR FAN
	CENTRIFUGAL BLOWER
	ROTARY BLOWER

EQUIPMENT SYMBOLS	
SYMBOL	DESCRIPTION
	AIRLOCK
	BUCKET ELEVATOR
	BELT CONVEYOR
	SCREW CONVEYOR
	INCLINED SCREW
	CHLORINE INJECTOR
	CYCLONE
	DUST COLLECTOR
	EDUCTOR
	EJECTOR
	EMERGENCY EYEWASH AND SHOWER
	FEEDER
	BELT FILTER PRESS
	FILTER PRESS
	PRE-FILTER
	GRAVITY THICKENER
	HEAT EXCHANGER
	BALL SIGHT FLOW INDICATOR

EQUIPMENT SYMBOLS	
SYMBOL	DESCRIPTION
	GRINDER
	LIFTING HOOK ABOVE EQUIPMENT
	MIXER
	MIX CHAMBER
	STATIC MIXER
	SCREEN
	SILENCER
	SEDIMENTATION BASIN
	OPEN VERTICAL STORAGE
	CLOSED VERTICAL STORAGE
	PRESSURE VESSEL
	SILO OR BIN
	HORIZONTAL VESSEL
	VERTICAL VESSEL
	ROTAMETER

EQUIPMENT SYMBOLS	
SYMBOL	DESCRIPTION
	SLUDGE HOPPER
	SCRUBBER WITH DIFFUSERS
	PIPE DIFFUSER
	VAPORIZER
	FILTER/SILENCER
	PIPE SKIMMER
	FLOCCULATOR
	SLUDGE COLLECTOR-CHAIN AND FLIGHT
	FILTER MEDIA AND UNDERDRAIN
	DRUM SCALE
	SAFETY WASH SYSTEM

PROCESS FLUID ABBREVIATIONS	
ALP	AIR-LOW PRESSURE
AHP	AIR-HIGH PRESSURE
CHD	CHEMICAL DRAIN
CL	CHLORINE LIQUID
DGR	DEWATERED GRIT
DS	DIGESTED SLUDGE
DWS	DEWATERED SLUDGE
D	DRAIN (SANITARY)
FLT	FILTRATE
FP	FIRE PROTECTION WATER
FA	FOUL AIR
GR	GRIT SLURRY
MLR	MIXED LIQUOR
NUT	NUTRIENT
OF	OVERFLOW
PD	PLANT DRAIN
PLE	PLANT EFFLUENT
PO	POLYMER
POS	POLYMER SOLUTION
PTW	PLANT WATER (RESUSE NON-POTABLE)
RAS	RETURN ACTIVATED SLUDGE
RCY	RECYCLE
RS	RAW SEWAGE
RSFM	RAW SEWAGE FORCE MAIN
SA	SAMPLE
SE	SECONDARY EFFLUENT
SCR	SCREENINGS
SDL	SODIUM DIOXIDE LIQUID
SHC	SODIUM HYPOCHLORITE
SL	SLUDGE
SRS	SCREENED RAW SEWAGE
SSM	SECONDARY SCUM
STW	SETTLED WATER
TWAS	THICKENED WASTE ACTIVATED SLUDGE
WAS	WASTE ACTIVATED SLUDGE
W1	POTABLE WATER
W2	NON-POTABLE PLANT SERVICE WATER
W3	SERVICE WATER

INSTRUMENTATION DEVICE SYMBOLS	
	PRIMARY ELEMENT ULTRASONIC FLOWMETER
	PRIMARY ELEMENT PARSHALL FLUME OR TRAPEZOIDAL FLUME
	PRIMARY ELEMENT ORIFICE PLATE
	PRIMARY ELEMENT WEIR FLOWMETER
	PRIMARY ELEMENT TURBINE OR PROPELLER TYPE METER
	THERMAL MASS FLOWMETER
	PLANAR THREADED DIAPHRAGM SEAL
	CONCENTRIC FLANGE MOUNTED DIAPHRAGM SEAL
	PRIMARY ELEMENT INLINE VENTURI TUBE
	PRIMARY ELEMENT INSERT VENTURI TUBE
	PRIMARY ELEMENT FLOWMETER
	PRIMARY ELEMENT ULTRASONIC FLOW OR LEVEL METER
	FLOAT SWITCH
	PULSATION DAMPENERS
	VARIABLE SPEED MOTOR OR MODULATING VALVE
	CONSTANT SPEED MOTOR OR OPEN/CLOSE VALVE
	PRIMARY ELEMENT SUBMERSIBLE LEVEL TRANSDUCER

**GENERAL INSTRUMENT OR FUNCTION SYMBOLS**

PRIMARY LOCATION NORMALLY ACCESSIBLE TO OPERATOR      FIELD MOUNTED      AUXILIARY LOCATION NORMALLY ACCESSIBLE TO OPERATOR

DISCRETE INSTRUMENTS     

\*\* NORMALLY INACCESSIBLE OR BEHIND-THE-PANEL DEVICES OR FUNCTIONS MAY BE DEPICTED BY USING THE SAME SYMBOL BUT WITH DASHED HORIZONTAL BARS, I.E.:

**TYPICAL INSTRUMENT DESIGNATION**

WHEN USED, LETTER DISTINGUISHES BETWEEN MULTIPLE, SIMILAR DEVICES IN THE SAME INSTRUMENT LOOP.

ADDITIONAL INSTRUMENT IDENTIFICATION SEE FUNCTION SYMBOLS AND ABBREVIATIONS

INSTRUMENT FUNCTIONAL IDENTIFICATION (SEE MECHANICAL LEGEND)

**HAND SWITCH ABBREVIATIONS**

L/O/R	LOCAL/OFF/REMOTE	O/C	OPEN/CLOSE
L/R	LOCAL/REMOTE	S/S	START/STOP(MOMENTARY)
O/S/C	OPEN/STOP/CLOSE		

ADDENDUM #1	5-23-23
REV. DESCRIPTION	DATE



**CITY OF GATESVILLE**

**CITY OF GATESVILLE - STILLHOUSE WWTF UPGRADE AND EXPANSION**

**PROCESS MECHANICAL LEGEND & SYMBOLS 2**

5-8-23 DATE

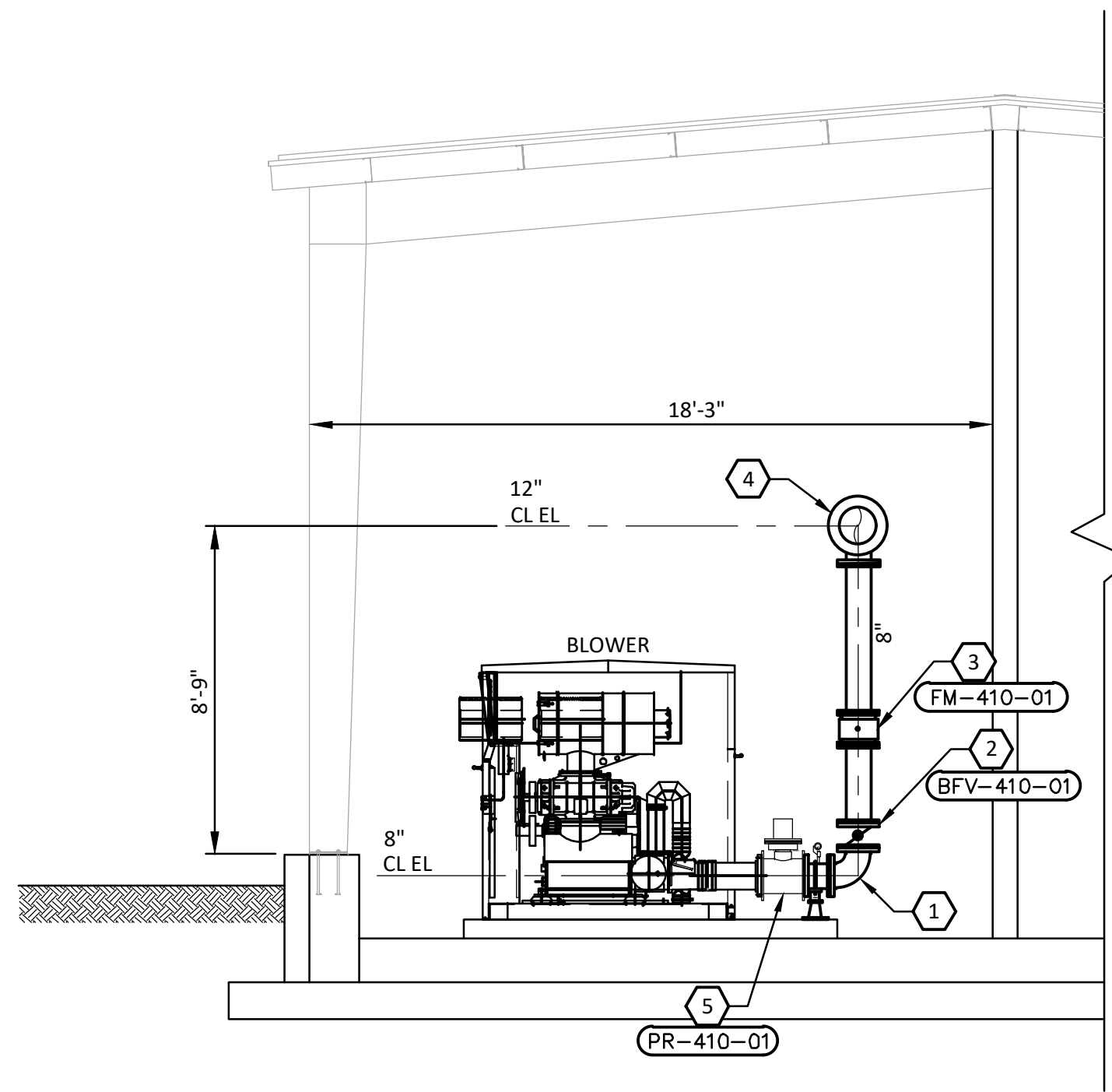
MICHAEL CLOUGH

J. JENKINS  
M. CLOUGH  
TFG, PA  
J. JENKINS  
2-01590

STATE OF TEXAS  
MICHAEL CLOUGH  
108725  
LICENSED PROFESSIONAL ENGINEER

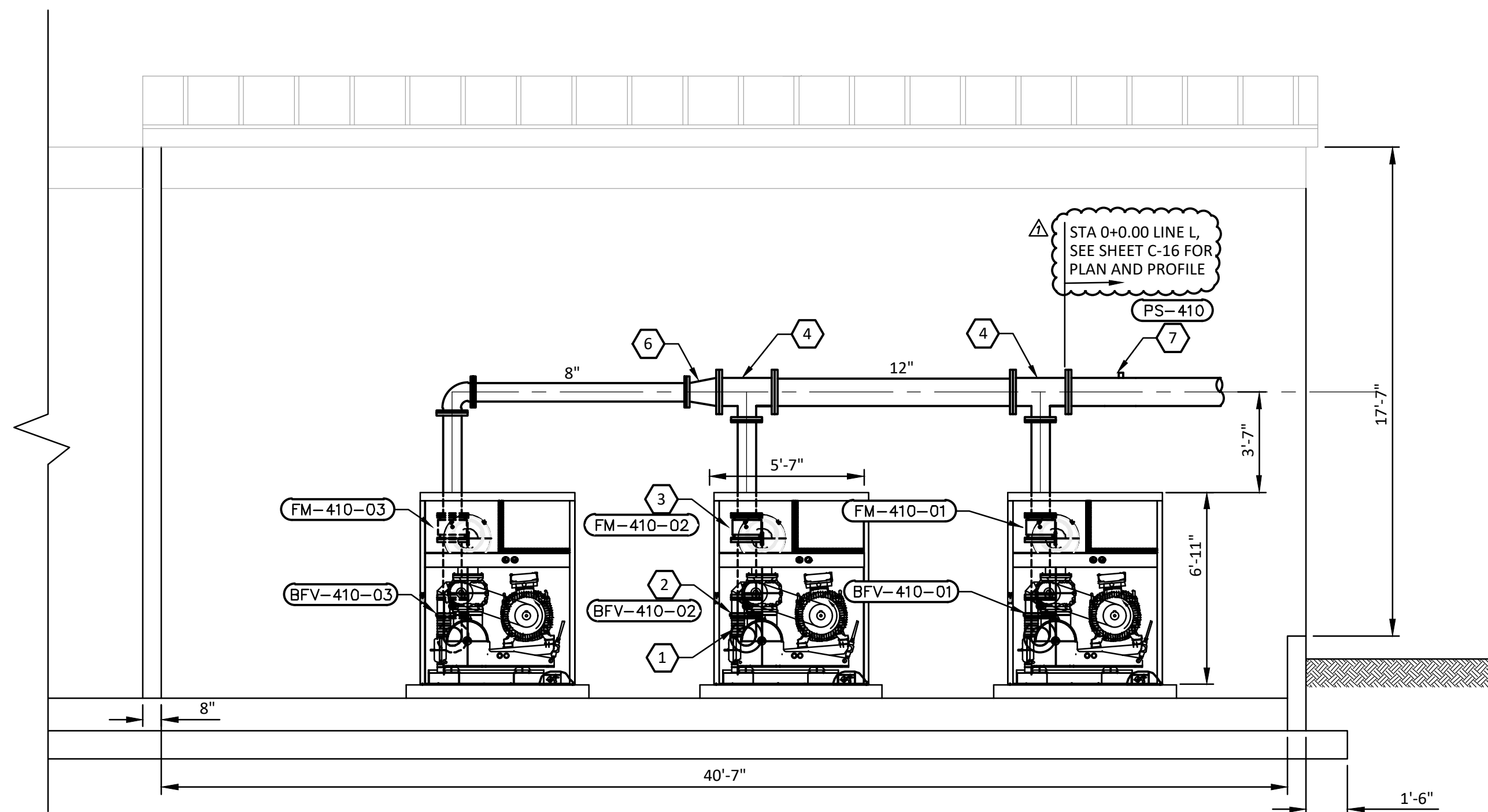
DRAWING NO. **M-02**

G:\PROJECTS\2-01590\2 DESIGN\2.0 CAD\WTP\M-SLUDGE-BED SECTIONS, 5/23/2023 5:06:18 PM, panderson



**G1** SECTION 1

SCALE NO. 1

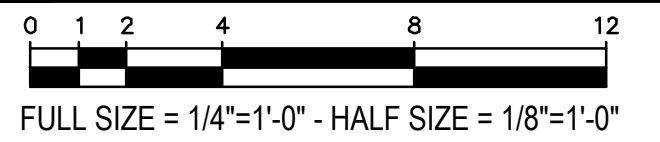


**A1** SECTION 2

SCALE NO. 1

**GENERAL NOTES**

- ① 8" FLG 90° BEND
- ② 8" FLG BUTTERFLY VALVE
- ③ 8" FLOWMETER
- ④ 12"x8" FLG TEE
- ⑤ 8" PRESSURE RELIEF VALVE
- ⑥ 12" BLIND FLANGE
- ⑦ 1 1/2" FM NIPPLE. REFERENCE DETAIL 407300-03/MZ-9.



REV.	DESCRIPTION	DATE
ADDENDUM #1		5-23-23



**CITY OF GATESVILLE**

**CITY OF GATESVILLE - STILLHOUSE WWTF UPGRADE AND EXPANSION**

**BLOWER ROOM SECTIONS**

DATE: 5-8-23  
 MICHAEL CLOUGH (Signature)  
 MICHAEL CLOUGH  
 T.B.P.E. Registration No. 8053



DESIGNED	J. JENKINS
DRAFTED	M. CLOUGH
CHECKED	TFG, PA
PROJECT NO.	J. JENKINS
	2-01590
DRAWING NO.	
<b>MJ-03</b>	